

SINGER
451K41,K45,K145

Form K6650
(165)

Property of
THE SINGER COMPANY
Industrial Products Division
Marketing Services (Advertising)
561 Broadway, N. Y. C. 10012

PARTS LIST

FOR

SINGER*

451K41, 451K45 AND 451K145

THE SINGER COMPANY

© 1964 by THE SINGER COMPANY

INSTRUCTIONS FOR ORDERING

In ordering from this List, the part number **MUST BE** quoted exactly as shown in the first column. A number always indicates the same part in whatever List it may appear, or for whatever machine. The code numbers (where shown) indicate the style of finish, as follows:—

Code No.	Description
801	Hardened, Polished, Nickel Plated and Buffed.
802	Polished, Nickel Plated and Buffed.
803	Hardened only.
804	Polished only.
805	Soft, not Polished.
806	Hardened and Polished.
807	Bright Rumbled and Nickel Plated.
808	Blued.
809	Nickel Plated only.
810	Hardened and Nickel Plated.
811	Brass Plated.
812	Oxidized.
813	Phosphate Coating Formed on Surface of Iron or Steel.
814	Cadmium Plated.
815	Copper Plated.
816	Zinc Plated.
817	Silver Plated.
818	Polished and Nickel Plated.
819	Black Oxide for Iron and Steel.
820	Black Nickel Plated only.
821	Chromium Plated.
822	Buffed and Chromium Plated.
823	Hardened, Polished, Buffed and Chromium Plated.
824	Hardened, Bright Rumbled and Nickel Plated.
825	Hardened, Bright Rumbled, Nickel Plated, Bright Rumbled and Chromium Plated.
826	Alumilite (Plain).
827	
828	Polished, Nickel Plated and Chromium Plated.
829	Hardened, Polished, Nickel Plated and Chromium Plated.
830	Heat Treated for Toughness.
831	Heat Treated for Toughness and Polished.
832	Heat Treated for Toughness and Nickel Plated.
833	Heat Treated for Toughness and Black Oxide.
834	Heat Treated for Toughness, Polished, Nickel Plated, Buffed and Chromium Plated.
835	
836	
837	
838	
839	Chrome Nickel, Satin Finish.
840	Hardened and Chrome Nickel, Satin Finish.
841	Hardened and Phosphate Coating Formed on Surface of Steel.
842	Hardened and Zinc Plated.
843	Hardened, Polished and Nickel Plated.
844	Hardened, Polished, Copper and Nickel Plated and Buffed.
845	Copper and Nickel Plated and Polished.
846	Copper and Nickel Plated only.
847	Hardened, Copper and Nickel Plated.
848	Copper and Brass Plated.
849	Copper Plated and Oxidized.
850	Hardened and Black Oxide for Iron and Steel.
851	Hardened, Polished, Nickel Plated, Buffed and Chromium Plated.
852	Polished, Nickel Plated, Buffed and Chromium Plated.
853	Hardened and Chromium Plated.
854	Polished and Chromium Plated.
855	Bright Rumbled, Nickel Plated, Bright Rumbled and Chromium Plated.

[Continued over

INSTRUCTIONS FOR ORDERING—Continued.

New Code	Description		
856	Nickel and Chromium Plated.		
857	Copper and Chromium Plated.		
858	Heat Treated for Toughness, Nickel and Chromium Plated.		
859	Heat Treated for Toughness, Copper Plated and Oxidized.		
860	Nickel Plated and Buffed only.		
861	Alumilite (dyed)—Black.		
862	" (")—Light Almond Green.		
863	" (")—Dark Brown.		
864	" (")—Russet Brown.		
865	" (")—Dark Green.		
866	" (")—Medium Gold.		
867	Nickel-Satin Finish.		
868	Hardened and Nickel-Satin Finish.		
869	Commercial Finish for Allen Type Screws.		
870	Hard Coating on Aluminium.		
871	Brass Plated and Clear Lacquered.		
Code No.	Paint Colours	Code No.	Paint Colours
701	Gloss Black.	734	Pale Red.
702	Dull Black.	735	Emerald Green.
703	Brown.	736	Green Metallic.
704	Grey Wrinkle.	737	Light Beige Satin Matte.
705	Beige Wrinkle.	738	Copper Tan.
706	Black Wrinkle.	739	Buff.
707	Light Green.	740	White.
708	Dark Green.	741	Dark Fawn.
709	Dark Beige.	742	Plum.
710	Light Beige.	743	Birch Brown.
711	Oyster White.	744	Satin Black.
712		745	Gold-Buff.
713	Bright Cherry Red.	746	Blue-Grey.
714	Light Ivory.	747	Medium Gold.
715	Peacock Blue.	748	Sand.
716	Bright Yellow.	749	Khaki.
717	Slate Grey.	750	Flame Red.
718	Deep Brown.	751	Brite Green.
719		752	Sage Green.
720	Dark Brown.	753	Mist Green.
721	Aluminium.	754	Ice Green Metallic.
722	Dark Grey.	755	Dark Beige Metallic.
723	Light Grey Beige.	756	Shell Pink.
724	Rosewood Brown.	757	Surf Green.
725	Light Bisque.	758	Colonial Rose.
726	Light Fawn.	759	Cream.
727		760	Oak Brown.
728	Grey Metallic.	761	Deep Fawn.
729	Russet Brown.	762	Medium Green.
730	Pale Green.	763	Light Green Metallic.
731	Light Almond Green.	764	Light Gold.
732	Dusty Bisque.	765	Persimmon.
733	Chocolate Brown.	766	Mahogany Brown.

PARTS MARKED THUS (‡) ARE FURNISHED ONLY WHEN THE REPAIRS ARE MADE AT FACTORY.

Parts Complete for Machine No. 45IK41

SINGLE ROTARY THREAD TAKE-UP

HIGH SPEED. LOCK STITCH.

FOR STITCHING LIGHT OR MEDIUM WEIGHT FABRICS.

Part No.	Plate	Description
+276501	—	Arm (Colour Code 728)
276002	2992	" Cover (back) (Colour Code 728)
200053(819)	2992	" " (") Screw (2)
204235	2992	" Position Pin (2)
200004(805)	2992	" Screw (3)
202005	2992	" " Washer (3)
+276003	2994	" Shaft
272147	2994	" " 276003 with 200333(803), 200378(803), 272143 272145, 276021 and 276023
272142	2994	Arm Shaft Ball Bearing (back)
272143	2994	" " " " (front)
270926	2994	" " Connection Belt (reinforced neoprene)
271127	2994	" " " " Pulley with 200347(830), 200363(830), 350492(803) and two 214206
350492(803)	2994	Arm Shaft Connection Belt Pulley Position Screw
200363(830)	2994	" " " " " " " " Locking Screw
200347(830)	—	" " " " " " Set Screw
214206	2994	" " " " " " Spring Flange
+270008	—	Bed (Colour Code 728)
270009	2992	" Slide
276516	2996	Face Plate
276510	2996	" " 276516 with 276503 and two 200583(819)
350503(819)	2996	" " Screw (8)
276503	2996	" " Tension Guard
200583(819)	2996	" " " " Screw
272106	2798	Feed Bar
272107	2798	" " Hinge Pin
272112	2798	" " " " Lubricating Felt
200394(803)	2798	" " " " Set Screw
272108	2798	" " " " Thrust Washer (2)
272109	2798	" " Lifting Crank with 200040(805)
200040(805)	2798	" " " " Pinch Screw
272110	2798	" " " " Link
200169(803)	—	" " " " Cap Screw (2)
272115	2798	" " " " Oiling Wick
272111	2798	" " " " " " Clamp
149031	3000	" Dog, 19 teeth (22 teeth to the inch) for 52033
149057	2997	" " 21 " (22 " " " ") " 147150 (for U.S.A. only)
208(830)	3000	" " Screw (2)
270013	2798	" Driving Connection
270014	2798	" " " 270013 with 270016
272113	2798	" " " Crank with 200040(805)
200040(805)	2798	" " " Pinch Screw
200545(803)	2798	" " " Hinge Screw

PARTS FOR MACHINE No. 451K41

Part No.	Plate	Description
201522(805)	2798	Feed Driving Connection Hinge Screw Nut
270016	2798	" " " Needle Bearing
270017	2991	" " Eccentric
272204	2991	" " " Adjusting Disc
270137	2991	" " " " " Spring
272205	2991	" " " " " Collar with 201220(833)
201220(833)	2991	" " " " " Collar Set
		Screw
240231	2991	" " " Friction Gib
350578(850)	—	" " " " " Adjusting Screw
350562(850)	2991	" " " " " " " " " Set Screw
270944	2991	Feed Driving Flange with 200333(803), 200346(803), two each 350562(850) and 350578(850)
200333(803)	2991	Feed Driving Flange Position Screw
200346(803)	2991	" " " " " Set Screw
272116	2798	" " " Rock Shaft with two each 200394(803) and 270942
270941	2798	" " " " " Centre (2)
201254(830)	2798	" " " " " " " Set Screw (2)
270942	2798	" " " " " Insert (nylon)
270013	2798	" Lifting Connection
270014	2798	" " " " " 270013 with 270016
200545(803)	2798	" " " " " Hinge Screw
201522(805)	2798	" " " " " " " Nut
270016	2798	" " " " " Needle Bearing
272117	2991	" " " Eccentric with 200382(833) and 201220(833)
201220(833)	2991	" " " " " Position Screw
200382(833)	2991	" " " " " Set Screw
272118	2798	" " " Rock Shaft with two 270942
270941	2798	" " " " " Centre (2)
201254(830)	2798	" " " " " " " Set Screw (2)
270942	2798	" " " " " Insert (nylon)
270140	2991	" Regulating Stud
240245	2991	" " " " " Retaining Spring
270026	2991	" " " " " Spring
276014	2993	Knee Lifter Lifting Link
200293(830)	2993	" " " " " Hinge Screw
276015	2992	" " " " " Rod with 202302
202302	2992	" " " " " Cotter Pin
276016	2992	" " " " " Spring
227227	2992	" " " " " " " Collar with 200113(806)
200113(806)	2992	" " " " " " " Set Screw
276017	2992	" " " Rock Frame
200679(806)	2992	" " " " " Hinge Screw (back)
200272(803)	2992	" " " " " " " (front)
272227	2994	Machine Pulley with 272142, 350540(803) and 350541(803)
350540(803)	2994	" " " " " Position Screw
350541(803)	2994	" " " " " Set Screw

PARTS FOR MACHINE No. 451K41

Part No. Catalogue	Plate	Description
1361	—	Needle, size 14 (size 16 for U.S. Territories) (88 x 9 Y)
270050	2993	Needle Bar with 350445(806)
270124	2993	" " Bushing (lower)
270261	2993	" " " (upper)
350550(830)	2993	" " " (") Set Screw
276018	2993	" " Connecting Link
276019	2993	" " " " 276018 with 270266
81284	—	" " " " 276019 with 270057
270055	2993	" " " " Guide Block
200054(805)	2993	" " " " " " Screw (2)
272206	2993	" " " " Hinge Stud with 276450
276021	2994	" " " " " " Oiling Felt
272145	2994	" " " " " " " " Flange
276053	2994	" " " " " " " " Oil Leader Tube
200374(830)	2994	" " " " " " " " Set Screw
270266	2993	" " " " " " Needle Bearing
270305	2993	" " " " " " Thrust Washer
270057	2993	" " " " Stud with 202277 and 350622(833)
202277	2993	" " " " " " Oil Packing (wick)
350622(833)	2993	" " " " " " Pinch Screw
+276023	2994	" " " " Crank with two 200374(830)
200333(803)	2994	" " " " " " Position Screw
200378(803)	2994	" " " " " " Check Screw
270058	2993	" " " " Oiling Felt
350445(806)	2993	" " Set Screw
276513	—	Presser Bar for 276515
+272121	2993	" " " " with 176(819)
276025	2993	" " " " Ball, 7/32 in. diameter
272232	2993	" " " " Bushing
276027	2993	" " " " Lifter
350442(803)	2993	" " " " Hinge Screw
276028	2993	" " " " Lifting Releasing Lever Bracket
276515	—	" " " " Mechanism (low inertia) Nos. 276513 and 276514
276514	—	" " " " Position Guide with 51369 and two 141571(803)
272122	2993	" " " " " " 350411(803)
51369	—	" " " " " " Pinch Screw for 276514
350411(803)	2993	" " " " " " " "
272123	2992	" " " " Spring
350435(803)	2992	" " " " " " Screw (pressure regulating)
350499(850)	2992	" " " " " " Stud
*NOTE.—Presser Bar No. 272121 is sent with this machine unless otherwise specified on order.		
62527	3000	Presser Foot Hinge Pin
161065	3000	" " " " Plate
62926	3000	" " " " Shank
161160	3000	" " " " Spring
161066	3000	Presser Foot (spring hinged) complete, Nos. 62527, 62926, 161065 and 161160
176(819)	2993	Presser Foot Screw
272207	2995	Pre-Tension Bracket with 200397(819)
272210	2995	" " " " complete, Nos. 210958, 210993 and 272207 to 272209

PARTS FOR MACHINE No. 451K41

Part No.	Plate	Description
109837(819)	2995	Pre-Tension Bracket Screw
210993	2995	" Sleeve
272208	2995	" Spring
272209	2995	" Stud
210958	2995	" " Collar
200397(819)	2995	" " " Set Screw
272211	2996	Rotary Take-up
272212	2996	" " Counterbalance Rivet
276506	2996	" " Guard (Colour Code 728)
276507	2996	" " " Cover (Colour Code 728)
106590-002	—	" " " " 276507 with 200161(819), 201537(805), 276038, 276508 and 350503(819)
276038	2996	" " " " Grill
22889	—	" " " " " Lock Washer
200161(819)	—	" " " " " Screw
200263(850)	2996	" " " " Hinge Screw
67425	2996	" " " " " Spring Washer
230743(803)	2996	" " " " " Thrust Washer
276508	2996	" " " " Spring Catch
350503(819)	2996	" " " " " Screw
201537(805)	2996	" " " " " Nut
106592-002	—	" " " " " , complete, Nos. 22889, 67425, 106590-002, 200263(850), 230743(803) and 276506
141569(819)	2996	" " " " Screw (long)
141570(819)	2996	" " " " (short)
272216	2996	" " " " Thread Shield
272217	2996	" " " " Mounting Disc with three 272212
276450	2996	" " " " " Position Pin
200577(830)	2996	" " " " Screw (2)
272136	2990	Rotating Hook with 143301, 270878 and two 1253(830)
272137	2990	" " " 272136 with 270874(806) and four 1053(805)
272138	2990	" " " 272137 with 270872, 272132 and three 1367(805)
272139	2990	" " " 272138 with 52237
272152	2990	" " " Bobbin
52235	2990	" " " " Case
52236	2990	" " " " 52235 with 591(806), 1380(805) and 40394
40393	2990	" " " " Hinge, Nos. 2974, 40392 and 125320
270872	2990	" " " " " Holder (chromium plated)
272131	2990	" " " " " Position Bracket
200077(804)	2990	" " " " " " " Screw
40392	2990	" " " " " Latch
125320	2990	" " " " " Lever
2974	2990	" " " " " Fulcrum Pin
2975	2990	" " " " " Spring
592(805)	2990	" " " " " Stop Screw
40394	2990	" " " " " Tension Spring
591(806)	2990	" " " " " " " Regulating Screw
1380(805)	2990	" " " " " " " Screw
52237	2990	" " " " " complete, Nos. 592(805), 2975, 40393 and 52236
276234	2990	" " " " " 52237 with 270872 (for agents only)

PARTS FOR MACHINE No. 451K41

Part No.	Plate	Description
276044	2991	Rotating Hook Driving Shaft
272144	2991	" " " " Ball Bearing
276045	2991	" " " " Bushing with 276046
276046	2991	" " " " Oil Packing (wick)
350778(803)	2991	" " " " Set Screw
270169	2991	" " " " Connection Belt Pulley with 214206 and two 200070(803)
200070(803)	2991	" " " " Connection Belt Pulley Set Screw
214206	2991	" " " " " " " " Spring Flange
276047	2991	" " " " Gear (internal teeth) with 200382(833) and 201220(833)
201220(833)	2991	" " " " Gear Position Screw
200382(833)	2991	" " " " Set Screw
270036	2991	" " " " Oil Lead Wire
270879	2990	" " Oil Guard
276246	2992	" " " Reservoir Cover
276247	—	" " " " " , complete, Nos. 276244 to 276246
276244	2992	" " " " Drain Plug
276245	2992	" " " " " " Gasket
276491	2992	" " " " " Gasket
200041(819)	2992	" " " " " Screw (6)
272154	—	" " " " " Washer (fibre) (6)
270878	2990	" " " Retaining Washer (felt)
143301	2990	" " " Wick (felt)
272132	2990	" " Section
1367(805)	2990	" " " Screw
1253(830)	2990	" " Set Screw
276059	2991	" " Shaft
272228	2991	" " " Bushing
270880	2991	" " " " Oil Packing (wick)
200346(803)	2991	" " " " Set Screw
270164	2991	" " " End Bearing
201215(804)	2991	" " " " " Screw
202423	2991	" " " Oil Filter Wick
276061	2991	" " " " " Holder
276062	2991	" " " " " complete, Nos. 202423 and 276061
350498(805)	2991	" " " " Regulating Screw
270044	2991	" " " Thrust Washer
272229	2991	" " " Bushing, complete, Nos. 270044, 270164, 270880, 272228, 276059, 276062, 350498(805) and two 201215(804)
270874(806)	2990	Rotating Hook Thread Guard
1053(805)	2990	" " " " Screw
276048	2993	Tension Releaser (adjustable)
200132(805)	2993	" " " Screw
272218	2995	" Releasing Disc
54515	2995	" " Pin
272219	2995	" Spring
50304(806)	2995	" Stud
276225	2995	" " 50304(806) with 272220

PARTS FOR MACHINE No. 451K41

Part No.	Plate	Description
50305(803)	2995	Tension Stud Set Screw
1560(803)	2995	" Thumb Nut
272220	2995	" Washer
272221	2995	" Wheel (rotary)
202079	2995	" " Washer (felt)
272222	2995	" (rotary) complete, Nos. 1560(803), 52083, 54515, 272218, 272219, 272221, 272225, 276225 and two 202079
272230	2996	Tension (rotary) Threading Guide
350503(819)	2996	" (") " " Screw
272223	2996	Thread Cutter (on Face Plate)
200583(819)	2996	" " (" " ") Screw
272224	2996	" " (on Rotary Take-up Guard)
200904(819)	2996	" " (" " " ") Screw
276051	2996	" Guide
270077	2993	" " (on Needle Bar Bushing)
350503(819)	2996	" " Screw
276057	2993	" Pull-off
200145(830)	2993	" " Screw (2)
141571(803)	—	" " " for 276514
272225	2995	" Take-up Spring
52083	—	" " " Regulator with 50305(803)
453(833)	—	" " " " Set Screw
52033	3000	Throat Plate (small needle hole), for 149031
147150	2997	" " (medium needle hole) for 149057 (for U.S.A. only)
691(850)	3000	" " Screw (2)
228478	18311	Drip Pan with four 3/4" wire nails

Parts Special for Machine No. 451K45

SINGLE ROTARY THREAD TAKE-UP.

HAND OPERATED REVERSE FEED MECHANISM WITH SPRING RETURN TO FORWARD STITCH.

HIGH SPEED. LOCK STITCH. SINGLE NEEDLE. SHORT ARM.

FOR STITCHING LIGHT AND MEDIUM WEIGHT FABRICS.

This machine is the same as 451K41 with the following exceptions:—

Part No.	Plate	Description
+276526	—	Arm (Colour Code 728)
200004(805)	2992	" Screw (4)
202005	2992	" " Washer (4)
+276187	—	Bed (Colour Code 728)
276153	2793	Feed Driving Connection
276154	2793	" " " 276153 with 270016 (for agents only)
276230	2793	" " " Crank with 200040(805)
350507(803)	2793	" " " Hinge Screw
201531(805)	2793	" " " " " Nut
200040(805)	2793	" " " Pinch Screw
276169	2793	" " " Link
276170	2793	" " " 276169 with 270653 (for agents only)
276171	2793	" " " Hinge Pin with 244071
244071	2793	" " " Oil Packing (wick)
200394(803)	2793	" " " Set Screw
270653	2793	" " " Needle Bearing
276527	2998	" " " Eccentric Adjusting Disc
276528	2998	" " " Spring Collar with 141565(833)
141565(833)	2998	" " " Collar Set Screw
276180	2998	" " " Flange with 200333(803), 200346(803), two each 350562(853) and 350578(853)
276231	2998	" " " Lifting Eccentric with 200382(833) and 201220(833)
276157	2793	" " " Reversing Lever with 350477(803)
276158	2793	" " " Connection
201107(803)	2793	" " " Hinge Screw (lower)
350509(803)	2793	" " " " " (upper)
201520(819)	2793	" " " " " (") Nut
276160	2793	" " " Handle
200575(819)	2793	" " " Screw
201529(819)	2793	" " " " " Nut
276159	2793	" " " Hinge Pin
350477(803)	2793	" " " Set Screw
350569(803)	2793	" " " Stop Pin
201524(819)	2793	" " " " " Nut
276181	2793	" " " Mechanism Support Link
276182	2793	" " " Stud
200346(803)	2793	" " " Set Screw
276465	2793	" " " Shaft

PARTS SPECIAL TO MACHINE No. 451K45

Part No.	Plate	Description
276162	2793	Feed Reversing Shaft Bushing (back)
276179	2793	" " " " (front)
200382(803)	2793	" " " " Set Screw (2)
276163	2793	" " " " Crank with 200040(805) and 200386(803)
276164	2793	" " " " Hinge Stud with 276046 (for agents only)
276046	2793	" " " " " " Oil Packing (wick)
200386(803)	2793	" " " " " " Set Screw
276165	2793	" " " " " " Link with 200394(803)
200040(805)	2793	" " " " " " Pinch Screw
276456	2793	" " " " " " Spring
276457	2793	" " " " " " Stud
276530	2999	Machine Pulley with 272142, 141566(803) and 141567(803)
141566(803)	2999	" " " " Position Screw
141567(803)	2999	" " " " Set Screw
276232	3001	Rotating Hook 272137 with 270872, 270876 and three 1367(805)
276233	3001	" " " " 276232 with 52237
270876	3001	" " " " Section

Parts Complete for Machine No. 45IK145

SINGLE ROTARY THREAD TAKE-UP

HAND OPERATED REVERSE FEED MECHANISM.

HIGH SPEED. LOCK STITCH.

SINGLE NEEDLE. LONG ARM.

FOR STITCHING LIGHT, MEDIUM AND MEDIUM HEAVY WEIGHT FABRICS.

Part No.	Plate	Description
+276531	—	Arm (Colour Code 728)
276002	3003	" Cover (back) (Colour Code 728)
200053(819)	3003	" " (") Screw (2)
204235	3003	" Position Pin (2)
200004(805)	3003	" Screw (3)
202005	3003	" " Washer (3)
+276102	3006	" Shaft
276543	3006	" " 276102 with 200333(803), 200378(803), 272143, 272145, 276113 and 276115
272142	3006	" " Ball Bearing (back)
272143	3006	" " " " (front)
270926	3006	" " Connection Belt (reinforced neoprene)
271127	3006	" " " " Pulley with 200347(830), 200363(830), 350492(803) and two 214206
350492(803)	3006	Arm Shaft Connection Belt Pulley Position Screw
200363(830)	3006	" " " " " " " " Locking Screw
200347(830)	—	" " " " " " Set Screw
214206	3006	" " " " " " Spring Flange
+276152	—	Bed (Colour Code 728)
270009	3003	" Slide
276532	3004	Face Plate
276533	3004	" " 276532 with 276503 and two 141568(819)
350503(819)	3004	" " Screw (8)
276503	3004	" " Tension Guard
141568(819)	3004	" " " " Screw
272106	2777	Feed Bar
272107	2777	" " Hinge Pin
272112	2777	" " " " Lubricating Felt
200394(803)	2777	" " " " Set Screw
272108	2777	" " " " Thrust Washer (2)
272109	2777	" " Lifting Crank with 200040(805)
200040(805)	2777	" " " " Pinch Screw
272110	2777	" " " " Link
200169(803)	—	" " " " Cap Screw (2)
272115	2777	" " " " Oiling Wick
272111	2777	" " " " " " Clamp
149366	—	" Dog, 16 teeth (16 teeth to the inch) for 270326
12481	3007	" " 18 " (16 " " " ") " 12482
NOTE.—No. 149366 is sent with this machine unless otherwise specified on order.		
208(830)	3007	Feed Dog Screw (2)
276153	2777	" Driving Connection

PARTS FOR MACHINE No. 451K145

Part No.	Plate	Description
276154	2777	Feed Driving Connection 276153 with 270016 (for agents only)
276230	2777	" " " Crank with 200040(805)
350507(803)	2777	" " " " Hinge Screw
201531(805)	2777	" " " " " Nut
200040(805)	2777	" " " " Pinch Screw
276169	2777	" " " Link
276170	2777	" " " " 276169 with 270653 (for agents only)
276171	2777	" " " " Hinge Pin with 244071
244071	2777	" " " " " Oil Packing (wick)
200394(803)	2777	" " " " " Set Screw
270653	2777	" " " " Needle Bearing
270016	2777	" " " Needle Bearing
270017	3005	" " Eccentric
276534	3005	" " " Adjusting Disc
270137	3005	" " " " " Spring
276535	3005	" " " " " Collar with 141565(833)
141565(833)	3005	" " " " " Collar Set Screw
240231	3005	" " " Friction Gib
350578(850)	—	" " " " " Adjusting Screw
350562(850)	3005	" " " " " Set Screw
276180	3005	" " Flange with 200333(803), 200346(803), two each 350562(850) and 350578(850)
200333(803)	—	" " " Position Screw
200346(803)	3005	" " " Set Screw
272116	2777	" " Rock Shaft with two each 200394(803) and 270942
270941	2777	" " " " Centre (2)
201254(830)	2777	" " " " " Set Screw (2)
270942	2777	" " " " Insert (nylon)
270013	2777	" Lifting Connection
270014	2777	" " " 270013 with 270016
200545(803)	2777	" " " Hinge Screw
201522(805)	2777	" " " " " Nut
270016	2777	" " " Needle Bearing
276231	3005	" " Eccentric with 200382(833) and 201220(833)
201220(833)	3005	" " " Position Screw
200382(833)	3005	" " " Set Screw
272118	2777	" " Rock Shaft with two 270942
270941	2777	" " " " Centre (2)
201254(830)	2777	" " " " " Set Screw (2)
270942	2777	" " " " Insert (nylon)
270140	3005	" Regulating Stud
240245	3005	" " " Retaining Spring
270026	3005	" " " Spring
276157	2777	" Reversing Lever with 350477(803)
276158	2777	" " " Connection
201107(803)	2777	" " " " Hinge Screw (lower)
350509(803)	2777	" " " " " (upper)
201520(819)	2777	" " " " " (") Nut

PARTS FOR MACHINE No. 451K145

Part No.	Plate	Description
276160	2777	Feed Reversing Lever Handle
200575(819)	2777	" " " " Screw
201529(819)	2777	" " " " Nut
276159	2777	" " " Hinge Pin
350477(803)	2777	" " " " Set Screw
350569	2777	" " " Stop Pin
201524(819)	2777	" " " " Nut
276181	2777	" " Mechanism Support Link
276182	2777	" " " " Stud
200346(803)	2777	" " " " Set Screw
276161	2777	" " Shaft
276162	2777	" " Bushing (back)
276179	2777	" " (front)
200382(830)	2777	" " Set Screw (2)
276163	2777	" " Crank with 200040(805) and
		200386(803)
276164	2777	" " Hinge Stud with 276046 (for
		agents only)
276046	2777	" " " " Oil Packing (wick)
200386(803)	2777	" " " " Set Screw
276165	2777	" " Link with 200394(803)
200040(805)	2777	" " Pinch Screw
276166	2777	" " Spring
276167	2777	" " Adjusting Collar with
		200092(806)
200092(806)	2777	" " " " Set Screw
270256	3002	Knee Lifter Lifting Link
200293(830)	3002	" " " " Hinge Screw
276015	3003	" " " Rod with 202302
202302	3003	" " " Cotter Pin
276016	3003	" " " Spring
227227	3003	" " " Collar with 200113(806)
200113(806)	3003	" " " " Set Screw
276109	3003	" " Rock Frame
200679(806)	3003	" " " Hinge Screw (back)
200272(803)	3003	" " " " (front)
276530	3006	Machine Pulley with 272142, 141566(803) and 141567(803)
141566(803)	3006	" " Position Screw
141567(803)	3006	" " Set Screw
Catalogue 1969	—	Needle, size 16 (135 × 39 Y)
276110	3002	Needle Bar with 350445(806)
276111	3002	" " Bushing (lower)
270855	3002	" " (upper)
350550(830)	3002	" " (") Set Screw
270262	3002	" " Connecting Link
270263	3002	" " " 270262 with 270266
81285	—	" " " 270263 with 270856
270264	3002	" " Guide Block
200054(805)	3002	" " " " Screw (2)

PARTS FOR MACHINE No. 451K145

Part No.	Plate	Description
272206	3002	Needle Bar Connecting Link Hinge Stud with 276450
276113	3006	" " " " " " Oiling Felt
272145	3006	" " " " " " " " Flange
276053	3006	" " " " " " " " Oil
		Leader Tube
200374(830)	3006	" " " " " " Set Screw
270266	3002	" " " " Needle Bearing
276114	3002	" " " " Thrust Washer
270856	3002	" " " " Stud with 202277 and 350622(833)
202277	3002	" " " " Oil Packing (wick)
350622(833)	3002	" " " " Pinch Screw
*276115	3006	" " Crank with two 200374(830)
200333(803)	3006	" " " Position Screw
200378(803)	3006	" " " " Check Screw
270058	3002	" " Oiling Felt
350445(806)	3002	" Set Screw
276241	3002	Presser Bar with 176(819)
276025	3002	" " Ball, 7/32 in. diameter
276536	3002	" " Bushing
276117	3002	" " Lifter
350442(803)	3002	" " " Hinge Screw
276028	3002	" " Lifting Releasing Lever Bracket
272122	3002	" " Position Guide with 350411(803)
350411(803)	3002	" " " " Pinch Screw
276242	3003	" " Spring
350435(803)	3003	" " " Screw (pressure regulating)
350499(850)	3003	" " " Stud
62527	3007	" Foot Hinge Pin
161065	3007	" " Plate
62926	3007	" " Shank
161160	3007	" " Spring
161066	3007	Presser Foot (spring, hinged), complete, Nos. 62527, 62926, 161065 and 161160
176(819)	3002	Presser Foot Screw
272207	2995	Pre-Tension Bracket with 200397(819)
272210	2995	" " " complete, Nos. 210958, 210993 and 272207 to 272209
109837(819)	2995	" " " Screw
210993	2995	" Sleeve
272208	2995	" Spring
272209	2995	" Stud
210958	2995	" " Collar
200397(819)	2995	" " " Set Screw
276537	3004	Rotary Take-up
272212	3004	" " Counterbalance Rivet
276506	3004	" " Guard (Colour Code 728)
276507	3004	" " " Cover (Colour Code 728)
276038	3004	" " " Grill
200161(819)	—	" " " Screw
200263(850)	3004	" " " Hinge Screw
67425	3004	" " " Spring Washer
230743(803)	3004	" " " Thrust Washer

PARTS FOR MACHINE No. 451K145

Part No.	Plate	Description
276508	3004	Rotary Take-up Guard Cover Spring Catch
350503(819)	3004	" " " " " " " Screw
201537(805)	3004	" " " " " " " Nut
141569(819)	3004	" " " " " " " Screw (long)
141570(819)	3004	" " " " " " " (short)
272216	3004	" " " " " " " Thread Shield
276538	3004	" " " " " " " Mounting Disc with three 272212
276450	3004	" " " " " " " Position Pin
200577(830)	3004	" " " " " " " Screw (2)
272136	3001	Rotating Hook with 143301, 270878 and two 1253(830)
272137	3001	" " " " 272136 with 270874(806) and four 1053(805)
276232	3001	" " " " 272137 with 270872, 270876 and three 1367(805)
276233	3001	" " " " 276232 with 52237
272152	3001	" " " " Bobbin (aluminium)
52235	3001	" " " " " Case
52236	3001	" " " " " 52235 with 591(806), 1380(805) and 40394
40393	3001	" " " " " Hinge, Nos. 2974, 40392 and 125320
270872	3001	" " " " " Holder (chromium plated)
272131	3001	" " " " " " Position Bracket
200077(804)	3001	" " " " " " " " " Screw
40392	3001	" " " " " " " " " Latch
125320	3001	" " " " " " " " " Lever
2974	3001	" " " " " " " " " Fulcrum Pin
2975	3001	" " " " " " " " " Spring
592(805)	3001	" " " " " " " " " Stop Screw
40394	3001	" " " " " " " " " Tension Spring
591(806)	3001	" " " " " " " " " Regulating Screw
1380(805)	3001	" " " " " " " " " Screw
52237	3001	" " " " " " " " " complete, Nos. 592(805), 2975, 40393 and 52236
276234	3001	Rotating Hook Bobbin Case 52237 with 270872 (for agents only)
276125	3005	" " " " " " " Driving Shaft
272144	3005	" " " " " " " Ball Bearing
276045	3005	" " " " " " " Bushing with 276046
276046	3005	" " " " " " " Oil Packing (wick)
200346(803)	3005	" " " " " " " Set Screw
270169	3005	" " " " " " " Connection Belt Pulley with 214206 and two 200070(803)
200070(803)	3005	Rotating Hook Driving Shaft Connection Belt Pulley Set Screw
214206	3005	" " " " " " " " " " " Spring Flange
276047	3005	" " " " " " " Gear (internal teeth) with 200382(833) and 201220(833)
201220(833)	3005	Rotating Hook Driving Shaft Gear Position Screw
200382(833)	3005	" " " " " " " " " Set Screw
270036	3005	" " " " " " " Oil Lead Wire

PARTS FOR MACHINE No. 451K145

Part No.	Plate	Description
270879	3001	Rotating Hook Oil Guard
276246	3003	" " " Reservoir Cover
276247	—	" " " " " complete, Nos. 267244 to 276246
276491	3003	" " " " Cover Gasket
200041(819)	3003	" " " " Screw (6)
272154	—	" " " " Washer (fibre) (6)
276244	3003	" " " " Drain Plug
276245	3003	" " " " " Gasket
270878	3001	" " " Retaining Washer (felt)
143301	3001	" " " Wick (felt)
270876	3001	" " " Section
1367(805)	3001	" " " Screw
1253(830)	3001	" " " Set Screw
276059	3005	" " " Shaft
272228	3005	" " " Bushing
270880	3005	" " " Oil Packing (wick)
350778(803)	3005	" " " Set Screw
270164	3005	" " " End Bearing
201215(804)	3005	" " " " " Screw
202423	3005	" " " Oil Filter Wick
276061	3005	" " " " " Holder
276062	3005	" " " " " complete, Nos. 202423 and 276061
350498(805)	3005	" " " " Regulating Screw
270044	3005	" " " Thrust Washer
272229	3005	" " " Bushing, complete, Nos. 270044, 270164, 270880, 272228, 276059, 276062, 350498(805) and two 201215(804)
270874(806)	3001	Rotating Hook Thread Guard
1053(805)	3001	" " " " " Screw
276048	3002	Tension Releaser (adjustable)
200132(805)	3002	" " " Screw
272218	2995	" " Releasing Disc
54515	2995	" " " Pin
272219	2995	" " Spring
50304(806)	2995	" " Stud
276225	2995	" " " 50304(806) with 272220
50305(803)	2995	" " " Set Screw
1560(803)	2995	" " Thumb Nut
272220	2995	" " Washer
272221	2995	" " Wheel (Rotary)
202079	2995	" " " Washer
272222	2995	" " (Rotary) complete, Nos. 1560(803), 52083, 54515, 272218, 272219, 272221, 272225, 276225 and two 202079
276539	3004	Tension (Rotary) Threading Guide
350503(819)	3004	" (") " " Screw
272223	3004	Thread Cutter (on Face Plate)
200583(819)	3004	" " (" " ") Screw
272224	3004	" " (on Rotary Take-up Guard)
200904(819)	3004	" " (" " " ") Screw

PARTS FOR MACHINE No. 451K145

Part No.	Plate	Description
276051	3004	Thread Guide
270077	3002	" " (on Needle Bar Bushing)
350503(819)	3004	" " Screw
276118	3002	" Pull-off
200145(830)	3002	" " Screw (2)
272225	2995	" Take-up Spring
52083	—	" " " Regulator with 50305(803)
453(833)	—	" " " " Set Screw
270326	—	Throat Plate (large needle hole) for 149366
12482	3007	" " (" " ") " 12481
NOTE.—No. 270326 is sent with this machine unless otherwise specified on order.		
691(850)	3007	Throat Plate Screw (2)
228479	18333	Drip Pan with four 3/4" wire nails

Accessories

Part No.	Plate	Description
272152	3001	Rotating Hook Bobbin (2)
270155	3005	" " Oil Reservoir Oil Gauge
161295	2627	Screw Driver (Bobbin Case)
Catalogue		
1361	—	Needles, six size 14 (size 16 for U.S. Territories) (88 x 9 Y)
12361	2627	Machine Hinge Connection (2)
41400	2627	" Rest Pin (wood)
120342	2627	Oiler (copper plated) with 120343
120343	2627	" Spout (3-1/2 in. long)
85318	2627	Screw Driver
86698	—	Tin of Oil (1/2 pint)
240566	—	Wrench

PRESSER FOOT

(for General Work)

(only supplied when specified on order and at an extra charge)

Part No.	Plate	Description
86659	3007	Presser Foot Plate
86660	3007	" " Shank
86661	3007	Presser Foot (hinged), complete, Nos. 86659 and 86660

BOBBIN WINDER

(SWINGING AUTOMATIC, RIGHT HAND)
FOR "V" BELT DRIVE

Part No.	Plate	Description
259428	2624	Brake (leather)
259429	2624	" Clamp
200113(806)	2624	" " Screw
225453	2624	Frame with 244071 and 259660
225454	2624	" Hinge Pin
244071	2624	" Oil Packing (wick)
259660	2624	" " Well Washer
225455	2624	" Spring
225456	2624	" " Plunger
104211	2624	Pulley with 200380(803)
200380(803)	2624	" Set Screw
225381	2624	Spindle
225444	2624	Stop Latch
200056(805)	2624	" " Screw
225458	2624	" " Thumb Lever
225459	2624	" " " " Hinge Stud
225459	2624	" " " " Joint Stud
202478	2624	" " Trip Lever
200299(808)	2624	" " " " Hinge Screw
225461	2624	Tension Bracket with 201499(808)
200082(804)	2624	" " Screw
228026	2624	" " " Washer

BOBBIN WINDER—Continued

Part No.	Plate	Description
2102	2624	Tension Disc
13710	2624	" Spring
201499(808)	2624	" Stud
201572(808)	2624	" " Thumb Nut
225462	2624	Bobbin Winder Tension Bracket, complete, Nos. 13710, 201572(808), 225461 and two 2102
259430	2624	Bobbin Winder and Tension Bracket Base
104212	2624	Bobbin Winder (swinging automatic, right hand), complete, Nos. 104211, 200056(805), 200082(804), 200113(806), 200299(808), 202478, 225381, 225444, 225453 to 225456, 225458, 225462, 228026, 259428 to 259430, two each 225459 and wood screws 3/4" No. 12 R.H.B.

BELT GUARD

(only supplied when specified on order and at no extra charge)

Part No.	Plate	Description
106502	2778	Belt Guard with 109706(819)
106503	2778	" " Bracket with three 109706(819)
109707	2778	" " " Hinge Screw
109706(819)	2778	" " " Screw
109706(819)	2778	" " Screw
Tool 293	2778	" " " Key (only supplied when specified on order at no extra charge)
106504	2778	" " Support
106505	2778	Belt Guard, complete, Nos. 106502 to 106504 and 109707

KNEE LIFTER

Part No.	Plate	Description
228713	18333	Rock Lever with two 350231(803)
228707	18333	" " Bracket with 200347(803) and three wood screws 7/8" No. 12
228709	18333	Rock Lever Bracket 228707 with 228363, 228367, 228386, 228455 and 228713
228370	18333	Rock Lever Extension with 200530(803)
350231(803)	18333	" " " Set Screw
228363	18333	" " Hinge Pin
228364	18333	" " Knee Plate with 350231(803)
228388	18333	" " " Arm
350231(803)	18333	" " " Set Screw
350231(803)	18333	" " " Set Screw
228455	18333	" " Position Spring
228365	18333	" " Rod
200530(803)	18333	" " " Set Screw
228386	18333	" " Spring
228367	18333	" " Stop Stud
200347(803)	18333	" " " Set Screw
228710	18333	Knee Lifter Rock Lever, complete, Nos. 228364, 228365, 228370, 228388 and 228709

(Other Knee Lifter parts are listed with parts of Machine Head).

THREAD UNWINDER

Part No.	Plate	Description
228692	2895	Spool Pin
201528(808)	2895	" " Nut
82538	2895	" " Washer
225257	2895	" Rest (for two spools) (flat) with 201018(803), two each 82538, 201528(808) and 228692
150203	2895	Spool Rest Cushion (felt)
225388	2895	" " Rod
200383(803)	2895	" " " Set Screw
201018(803)	2895	" " " Set Screw
259658	2895	" Stand with 200383(803)
225391	2895	Thread Guide
201696(808)	2895	" " Lock Nut
225326	2895	" " Position Cup
225324	2895	" " Rod with 208(830) and 225322
208(830)	2895	" " " Screw
225322	2895	" " " Washer
225258	2895	Thread Unwinder (for two spools), complete, Nos. 201696(808), 225257, 225324, 225326, 225388, 259658, two each 150203, 225391 and three wood screws 7/8" No. 12
27739	2895	Thread Cone (wood) (supplied only when specified on order and at an extra charge)

STRIP REEL

(Supplied only when specified on order and at an extra charge)

Part No.	Plate	Description
228463	—	Strip Reel Bracket with 200382(803) and 228466
228911	—	" " " Base
228912	—	Strip Reel Bracket Base 228911 with 855(803), 141578(803), 141579(803), 228913 and 228914
855(803)	—	Strip Reel Bracket Base Set Screw
228466	—	" " " Stud
200382(803)	—	" " " " Set Screw
226199	—	" " Disc (6" diam.) with 225980
228467	—	" " " Rod
228913	—	" " Expansion Stud (long)
141578(803)	—	" " " " (") Screw
228914	—	" " " " (short)
141579(803)	—	" " " " (") Screw
225980	—	" " Supporting Spindle Hub Base
26073	—	" " Tension Adjusting Collar with 51224(818)
51224(818)	—	" " " " " Set Screw
13211	—	" " " Spring
228468	—	" Roll Adaptor (5/16" wide, 31/32" diam.)
228469	—	" " " (7/8" wide, 1-1/4" diam.)
228915	—	Strip Reel (6" diam.) (Adjustable), complete, Nos. 13211, 26073, 228463, 228467 to 228469, 228912 and two 226199

Numerical List of Parts

Part No.	Page No.	Part No.	Page No.	Part No.	Page No.
176	6, 15	62926	6, 15	161065	6, 15
208	4, 12, 21	67425	7, 15	161066	6, 15
Tool 293	20	81284	6	161160	6, 15
453	9, 18	81285	14	161295	19
591	7, 16	82538	21	200004	4, 10, 12
592	7, 16	85318	19	200040	4, 10, 11, 12, 13, 14
691	9, 18	86659	19	200041	8, 17
855	21	86660	19	200053	4, 12
1053	8, 17	86661	19	200054	6, 14
1253	8, 17	86698	19	200056	19
1367	8, 17	104211	19	200070	8, 16
1380	7, 16	104212	20	200077	7, 16
1560	9, 17	106502	20	200082	19
2102	20	106503	20	200092	14
2974	7, 16	106504	20	200113	5, 14, 19
2975	7, 16	106505	20	200132	8, 17
12361	19	106590-002	7	200145	9, 18
12481	12	106592-002	7	200161	7, 15
12482	18	109706	20	200169	4, 12
13211	21	109707	20	200263	7, 15
13710	20	109837	7, 15	200272	5, 14
22889	7	120342	19	200293	5, 14
26073	21	120343	19	200299	19
27739	21	125320	7, 16	200333	5, 6, 13, 15
40392	7, 16	141565	10, 13	200346	5, 10, 13, 14, 16
40393	7, 16	141566	10, 11, 14	200347	4, 12, 20
40394	7, 16	141567	11, 14	200363	4, 12
41400	19	141568	12	200374	6, 15
50304	8, 17	141569	7, 16	200378	6, 15
50305	9, 17	141570	7, 16	200380	19
51224	21	141571	9	200382	5, 8, 11, 13, 14, 16, 21
51369	6	141578	21	200383	21
52033	9	141579	21	200386	11, 14
52083	9, 18	143301	8, 17	200394	4, 10, 12, 13
52235	7, 16	147150	9	200397	7, 15
52236	7, 16	149031	4	200530	20
52237	7, 16	149057	4	200545	4, 5, 13
54515	8, 17	149366	12	200575	10, 14
62527	6, 15	150203	21	200577	7, 16

NUMERICAL LIST OF PARTS

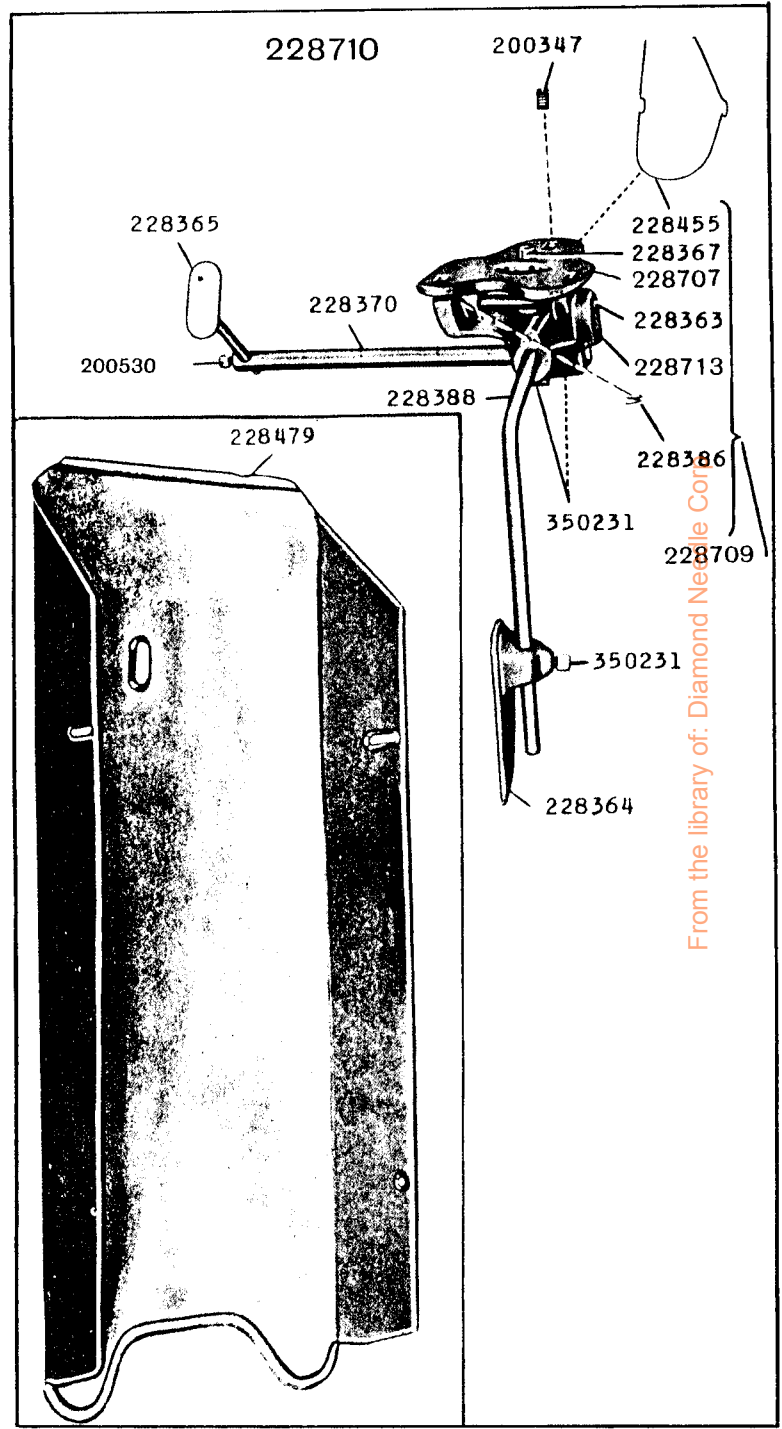
Part No.	Page No.	Part No.	Page No.	Part No.	Page No.
200583	4, 9, 17	225455	19	244071	10, 13, 19
200679	5, 14	225456	19	259428	19
200904	9, 17	225458	19	259429	19
201018	21	225459	19	259430	20
201107	10, 13	225461	19	259658	21
201215	8, 17	225462	20	259660	19
201220	5, 8, 13, 16	225980	21	270008	4
201254	5, 13	226199	21	270009	4, 12
201499	20	227227	5, 14	270013	4, 5, 13
201520	10, 13	228026	19	270014	4, 5, 13
201522	5, 13	228363	20	270016	5, 13
201524	10, 14	228364	20	270017	5, 13
201528	21	228365	20	270026	5, 13
201529	10, 14	228367	20	270036	8, 16
201531	10, 13	228370	20	270044	8, 17
201537	16	228386	20	270050	6
201572	20	228388	20	270055	6
201696	21	228455	20	270057	6
202005	4, 10, 12	228463	21	270058	6, 15
202079	9, 17	228466	21	270077	9, 18
202277	6, 15	228467	21	270124	6
202302	5, 14	228468	21	270137	5, 13
202423	8, 17	228469	21	270140	5, 13
202478	19	228478	9	270155	19
204235	4, 12	228479	18	270164	8, 17
210958	7, 15	228692	21	270169	8, 16
210993	7, 15	228707	20	270256	14
214206	4, 8, 12, 16	228709	20	270261	6
225257	21	228710	20	270262	14
225258	21	228713	20	270263	14
225322	21	228911	21	270264	14
225324	21	228912	21	270266	6, 15
225326	21	228913	21	270305	6
225381	19	228914	21	270326	18
225388	21	228915	21	270653	10, 13
225391	21	230743	7, 15	270855	14
225444	19	240231	5, 13	270856	15
225453	19	240245	5, 13	270872	7, 16
225454	19	240566	19	270874	8, 17

NUMERICAL LIST OF PARTS

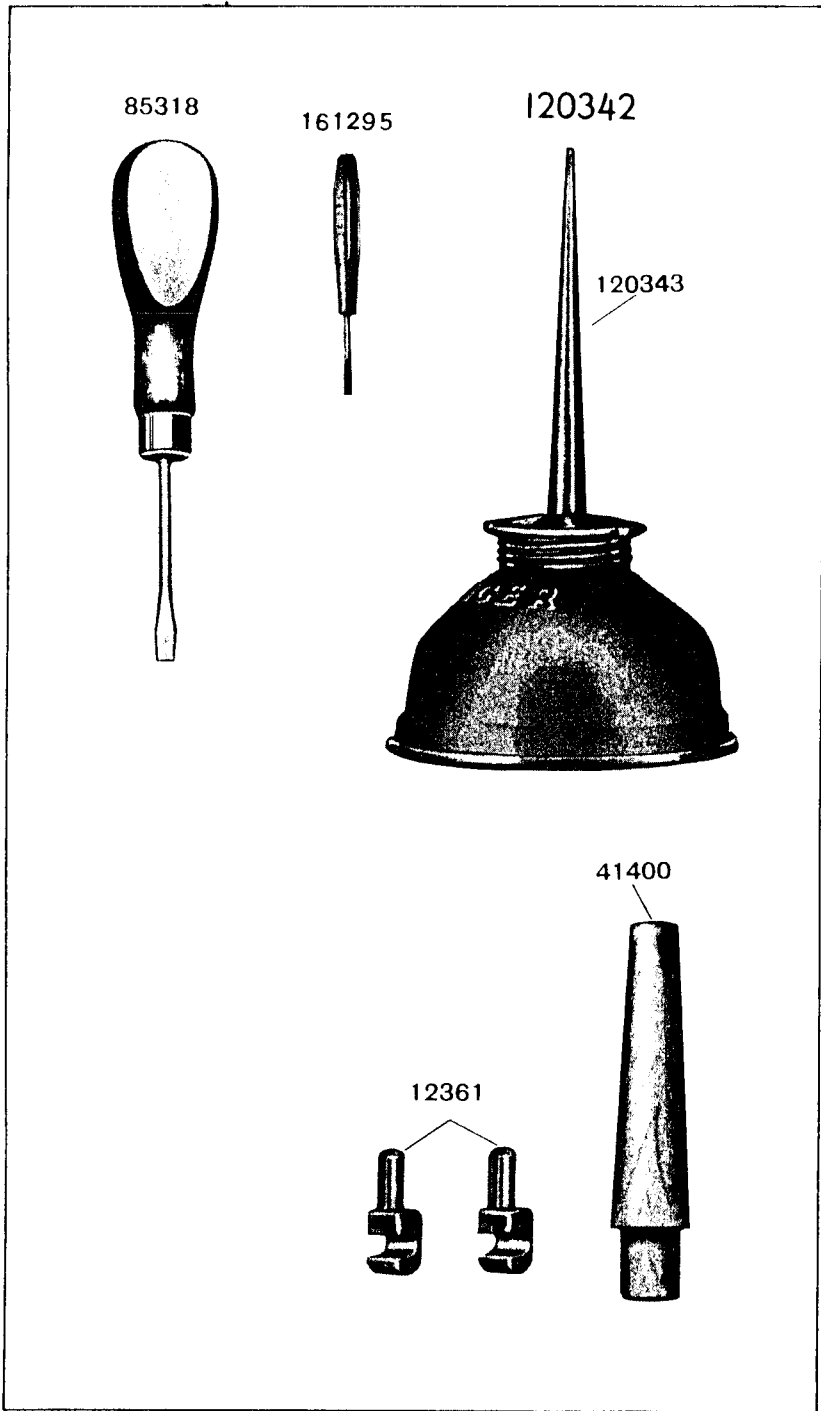
Part No.	Page No.	Part No.	Page No.	Part No.	Page No.
270876	11, 17	272206	6, 15	276047	8, 16
270878	8, 17	272207	7, 15	276048	8, 17
270879	8, 17	272208	7, 15	276051	9, 18
270880	8, 17	272209	7, 15	276053	6, 15
270926	4, 12	272210	7, 15	276057	9
270941	5, 13	272211	7	276059	8, 17
270942	5, 13	272212	7, 15	276061	8, 17
270944	5	272216	7, 16	276062	8, 17
271127	4, 12	272217	7	276102	12
272106	4, 12	272218	8, 17	276109	14
272107	4, 12	272219	8, 17	276110	14
272108	4, 12	272220	9, 17	276111	14
272109	4, 12	272221	9, 17	276113	15
272110	4, 12	272222	9, 17	276114	15
272111	4, 12	272223	9, 17	276115	15
272112	4, 12	272224	9, 17	276117	15
272113	4	272225	9, 18	276118	18
272115	4, 12	272227	5	276125	16
272116	5, 13	272228	8, 17	276152	12
272117	5	272229	8, 17	276153	10, 12
272118	5, 13	272230	9	276154	10, 13
272121	6	272232	6	276157	10, 13
272122	6, 15	276002	4, 12	276158	10, 13
272123	6	276003	4	276159	10, 14
272131	7, 16	276014	5	276160	10, 14
272132	8	276015	5, 14	276161	14
272136	7, 16	276016	5, 14	276162	11, 14
272137	7, 16	276017	5	276163	11, 14
272138	7	276018	6	276164	11, 14
272139	7	276019	6	276165	11, 14
272142	4, 12	276021	6	276166	14
272143	4, 12	276023	6	276167	14
272144	8, 16	276025	6, 15	276169	10, 13
272145	6, 15	276027	6	276170	10, 13
272147	4	276028	6, 15	276171	10, 13
272152	7, 16, 19	276038	7, 15	276179	11, 14
272154	8, 17	276044	8	276180	11, 13
272204	5	276045	8, 16	276181	11, 14
272205	5	276046	8, 11, 14, 16	276182	11, 14

NUMERICAL LIST OF PARTS

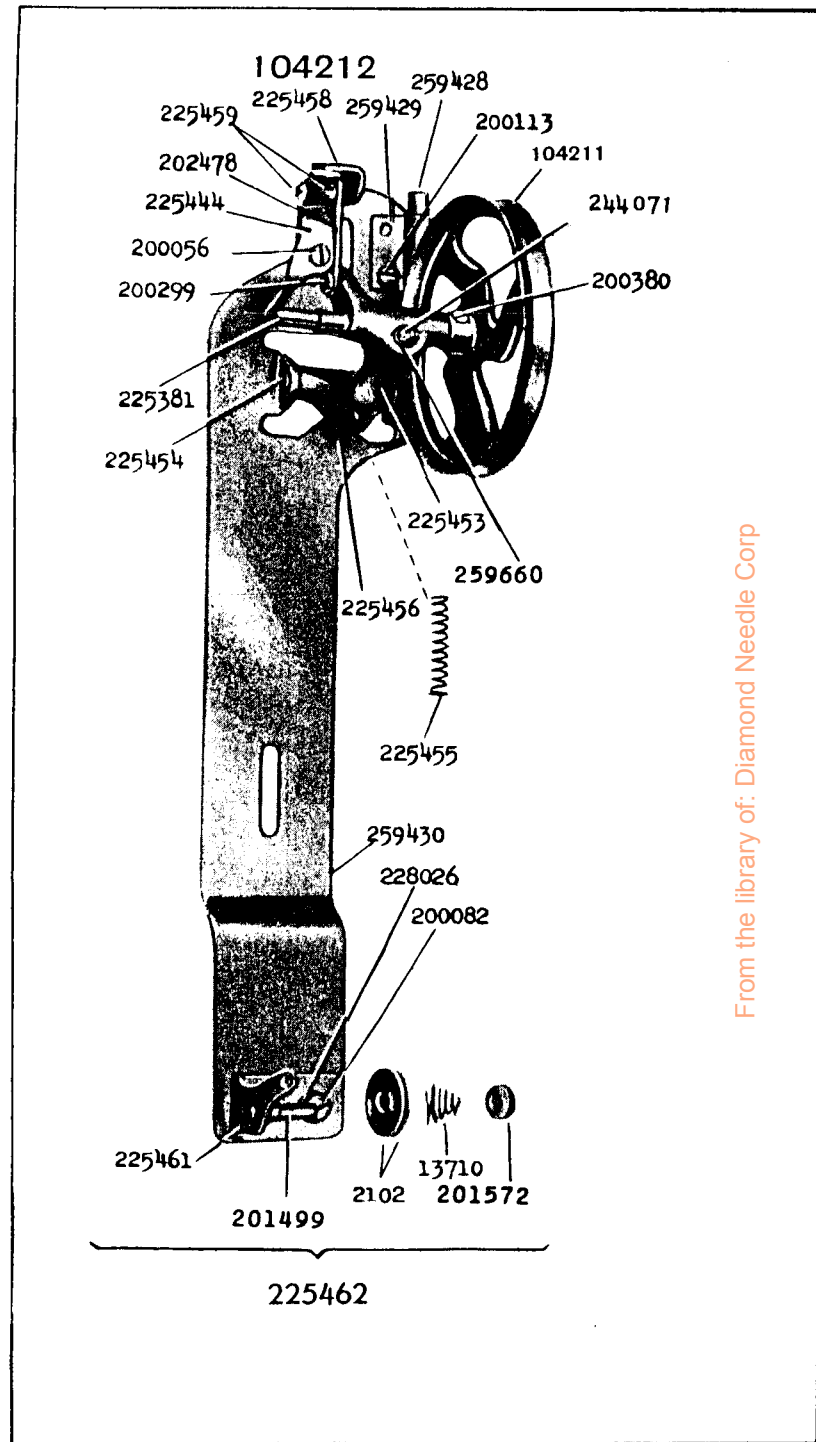
Part No.	Page No.	Part No.	Page No.	Part No.	Page No.
276187	11	276536	15		
276190	11	276537	15		
276191	11	276538	15		
276225	8, 17	276539	16		
276230	10, 13	276543	12		
276231	10, 13	350231	20		
276232	11, 16	350411	6, 15		
276233	11, 16	350435	6, 15		
276234	7, 16	350442	6, 15		
276241	15	350445	6, 15		
276242	15	350477	10, 14		
276244	8, 17	350492	4, 12		
276245	8, 17	350498	8, 17		
276246	8, 17	350499	6, 15		
276247	8, 17	350503	4, 7, 9, 12, 16, 17, 18		
276450	32, 41	350507	10, 13		
276456	36	350509	10, 13		
276457	36	350540	5		
276465	35	350541	5		
276491	8, 17	350550	6, 14		
276501	4	350562	5, 13		
276503	4, 12	350569	10, 14		
276506	7, 15	350578	5, 13		
276507	7, 15	350622	6, 15		
276508	7, 16	350778	8, 17		
276510	4				
276513	6				
276514	6				
276515	6				
276516	4				
276526	10				
276527	10				
276528	10				
276530	11, 14				
276531	12				
276532	12				
276533	12				
276534	13				
276535	13				



ILLUSTRATIONS



2627 - 1/2



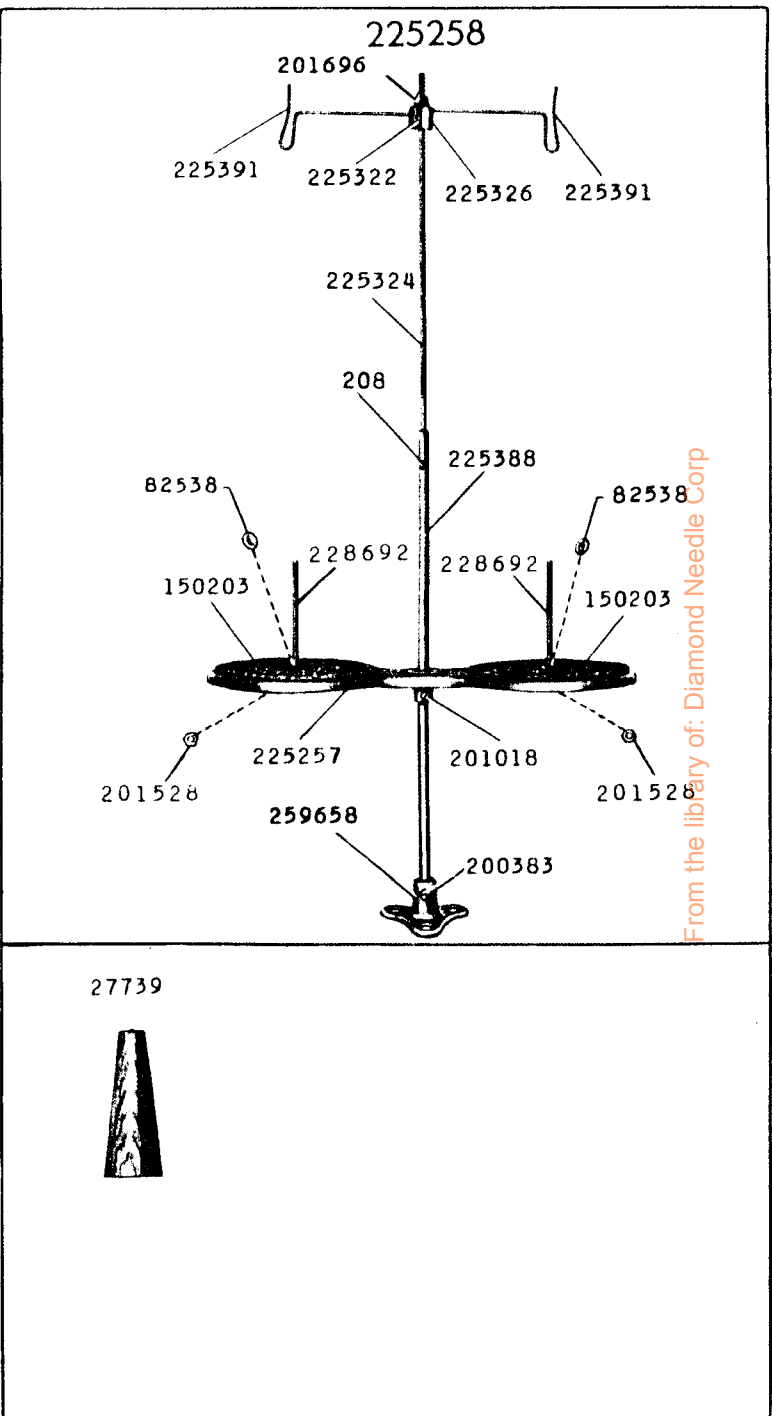
From the library of: Diamond Needle Corp

2624 - 3/8

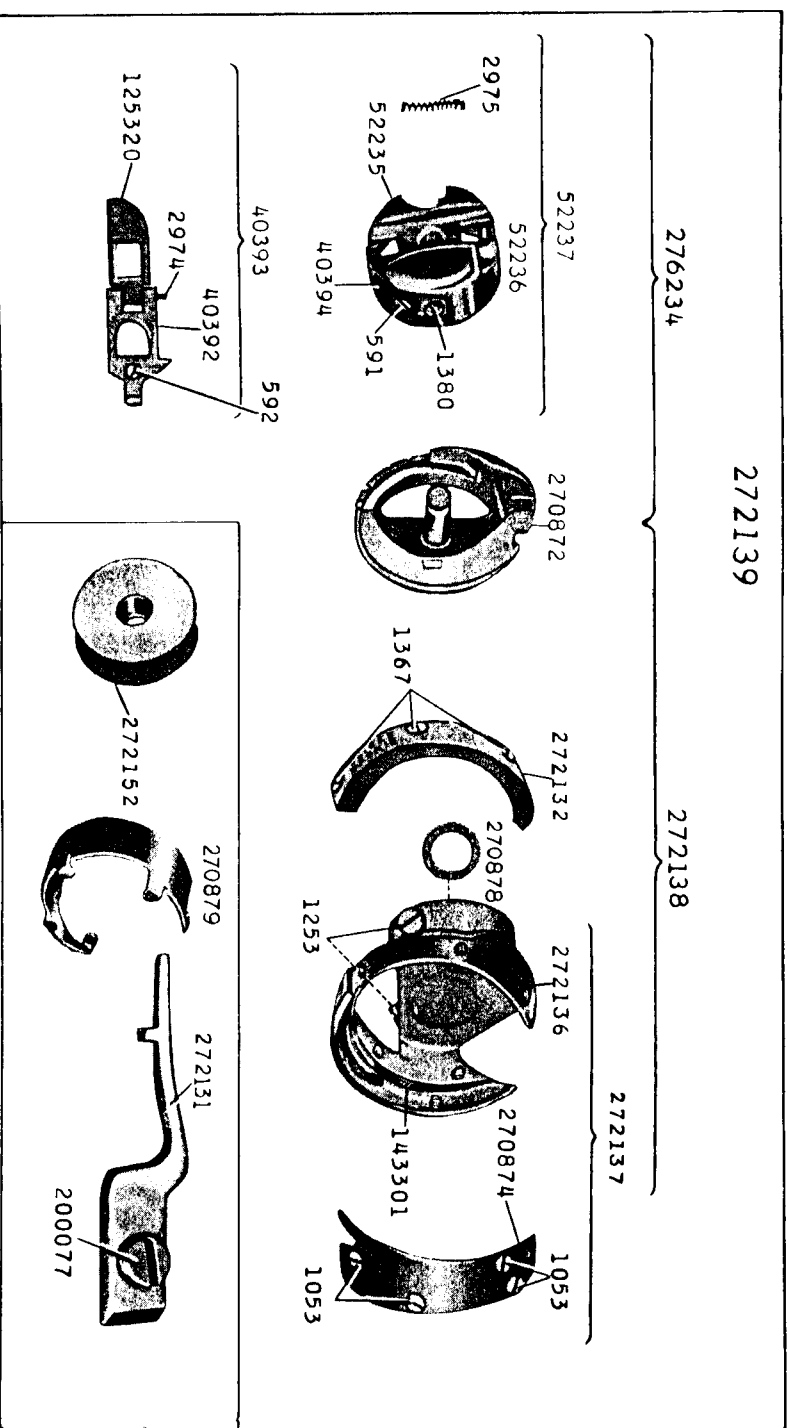
ILLUSTRATIONS

ILLUSTRATIONS

2895 - 1/6

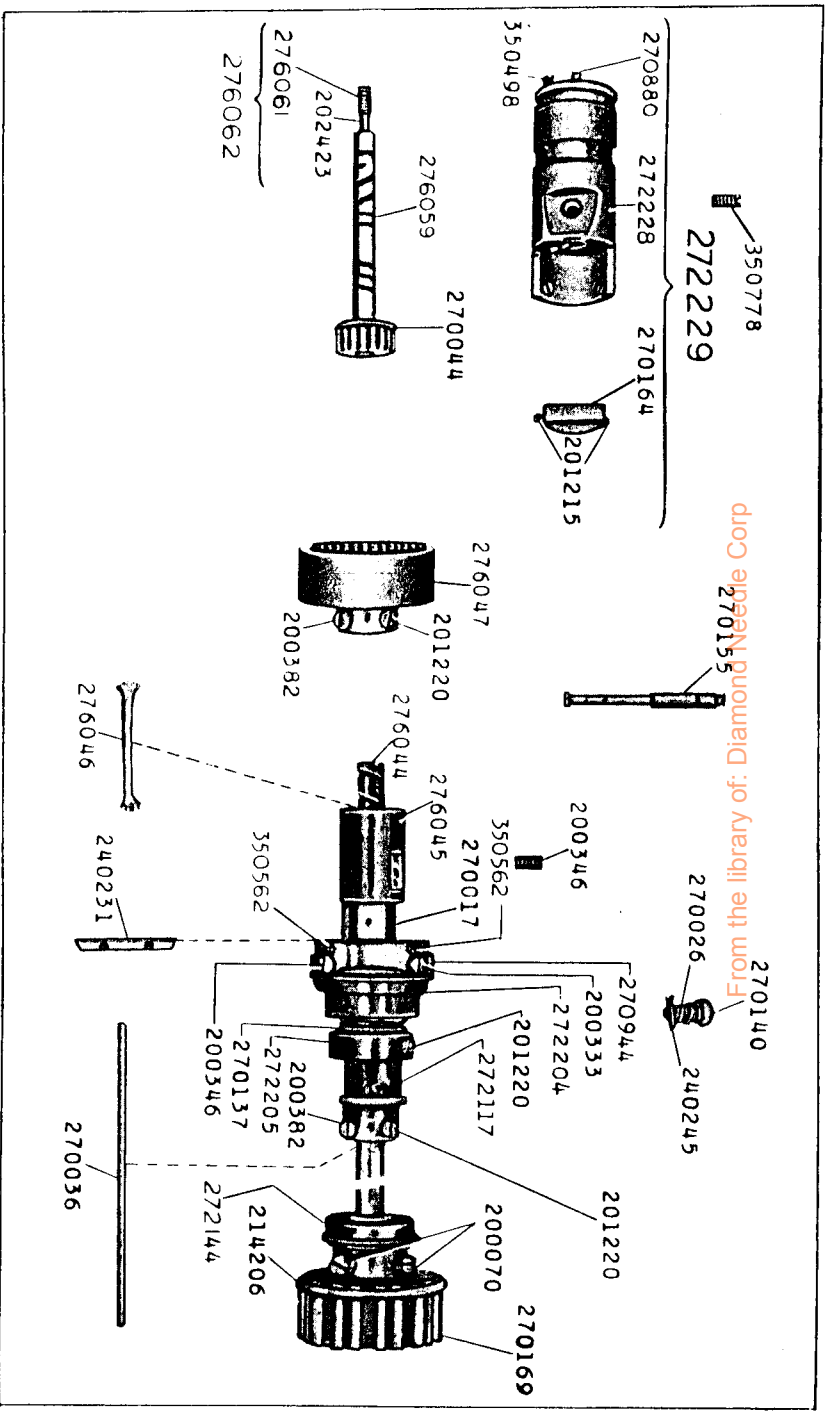


2990 - 3/4



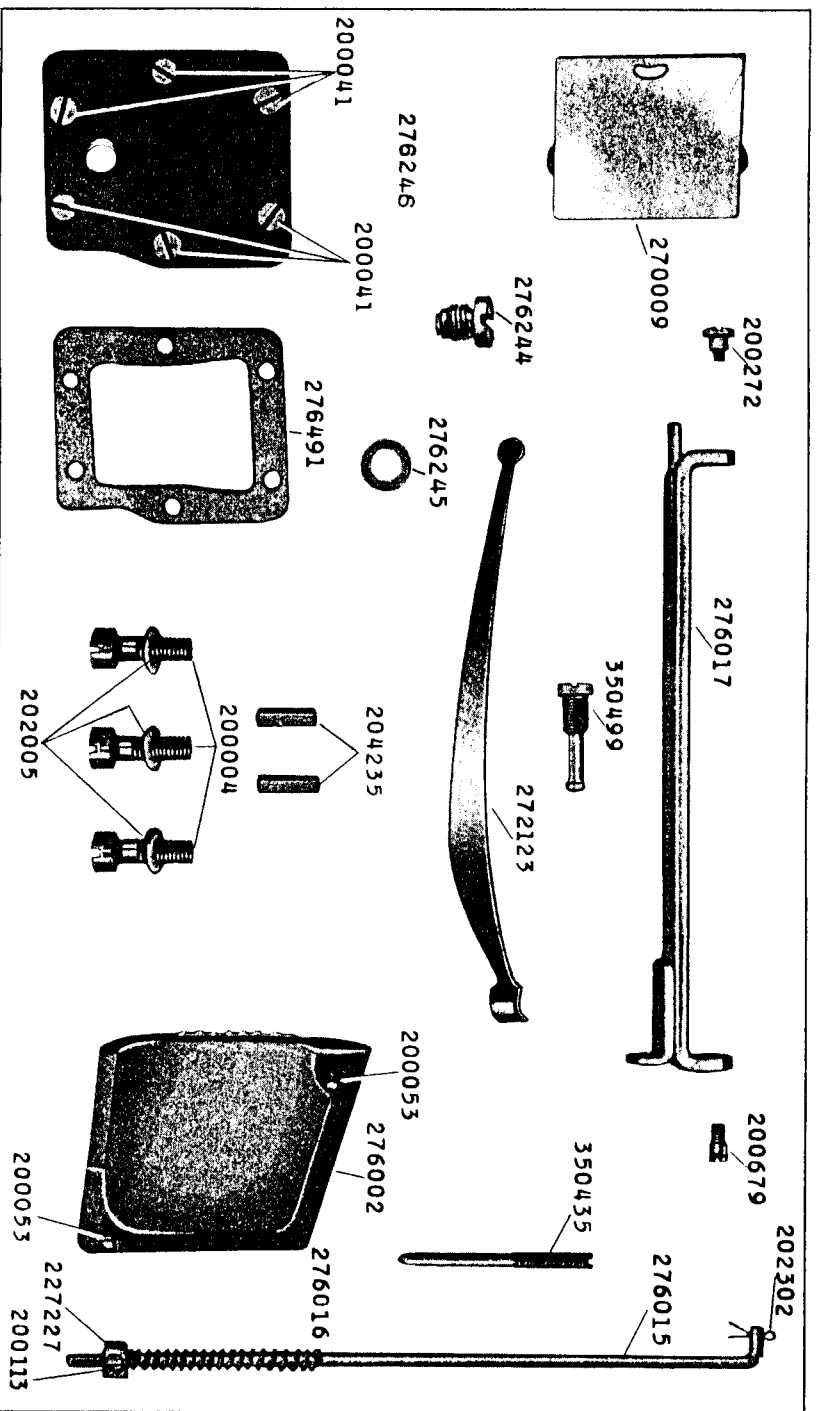
ILLUSTRATIONS

2991 - 3/8



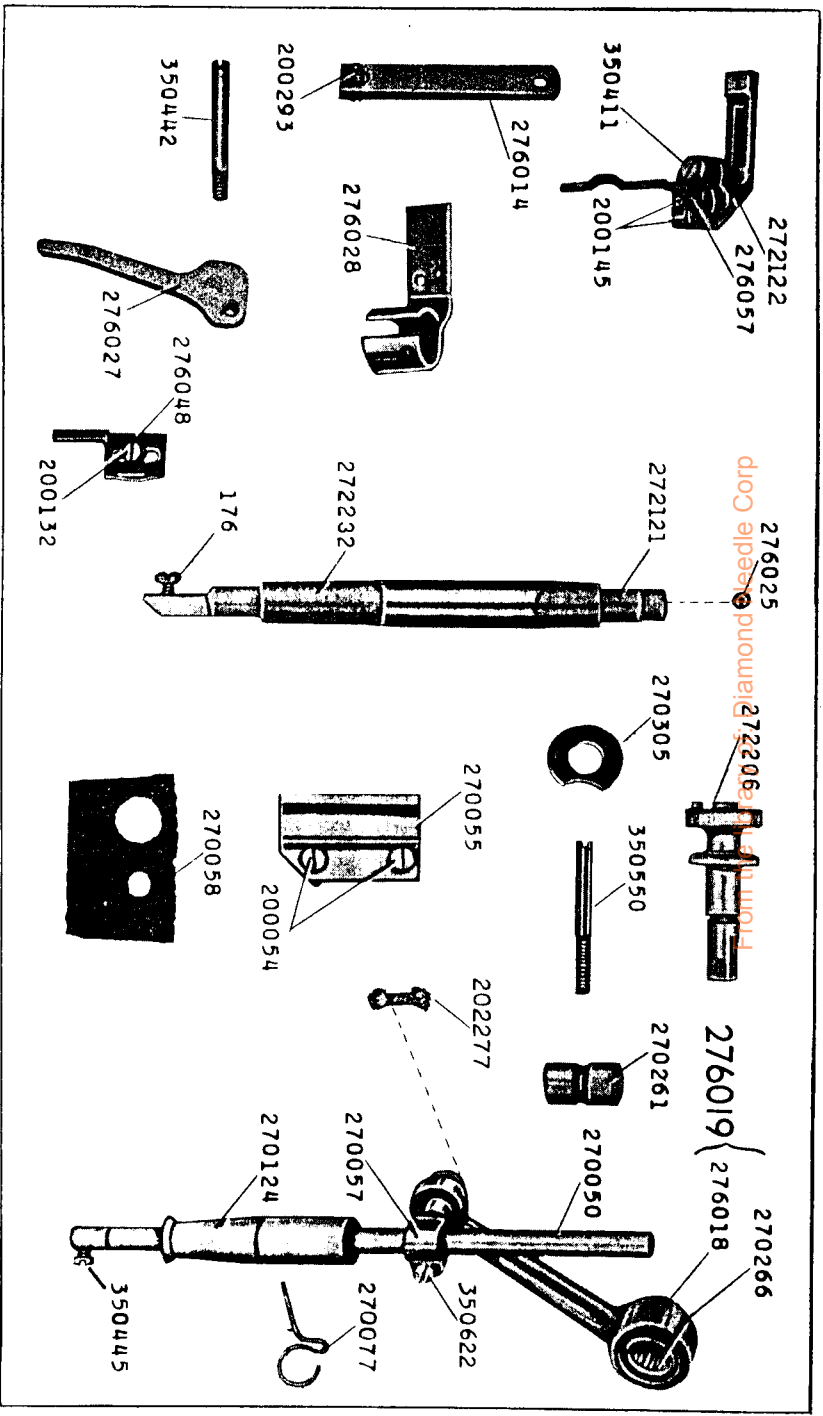
From the Library of **Diagrams Corp**

2992 - 3/8

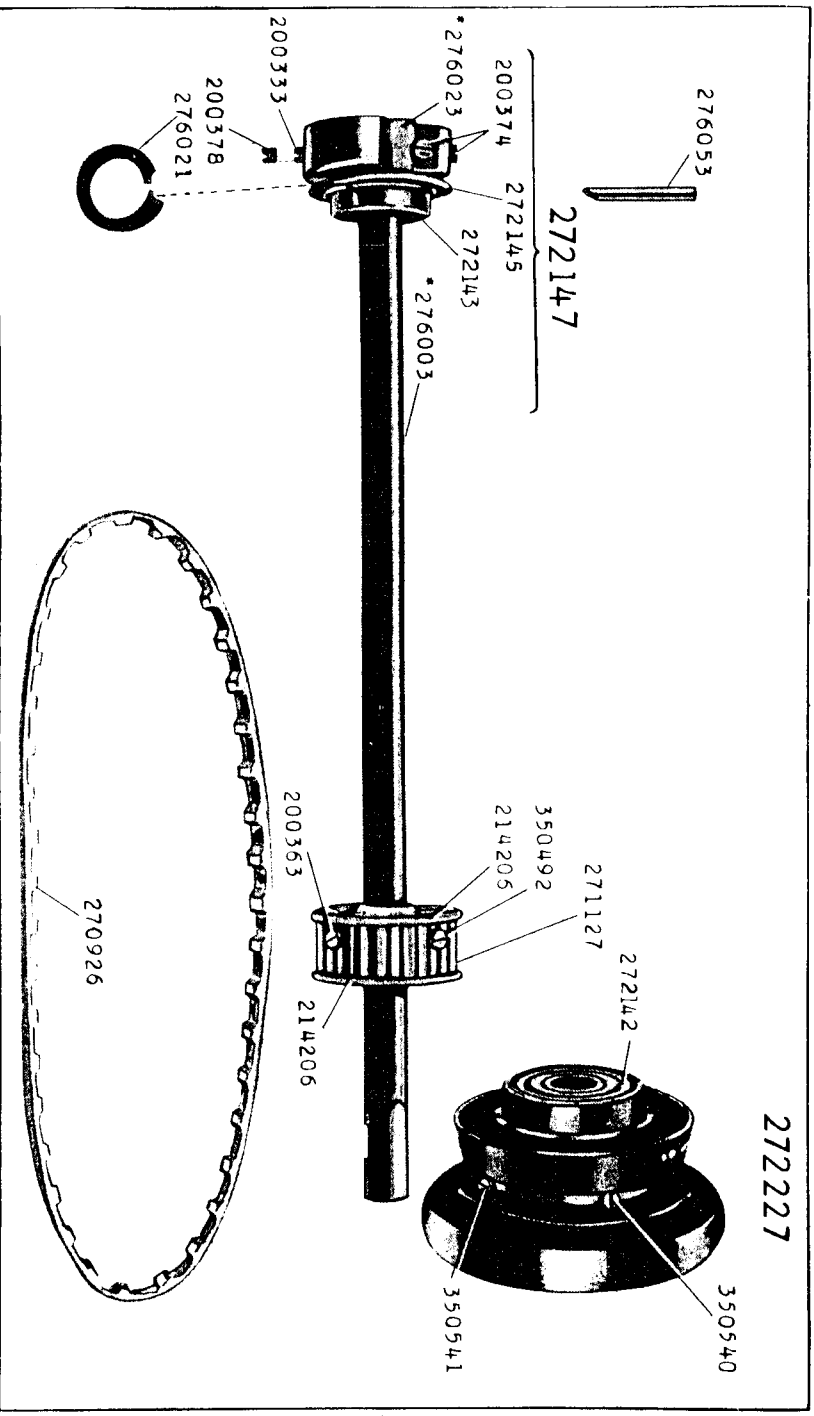


ILLUSTRATIONS

2993 - 1/2



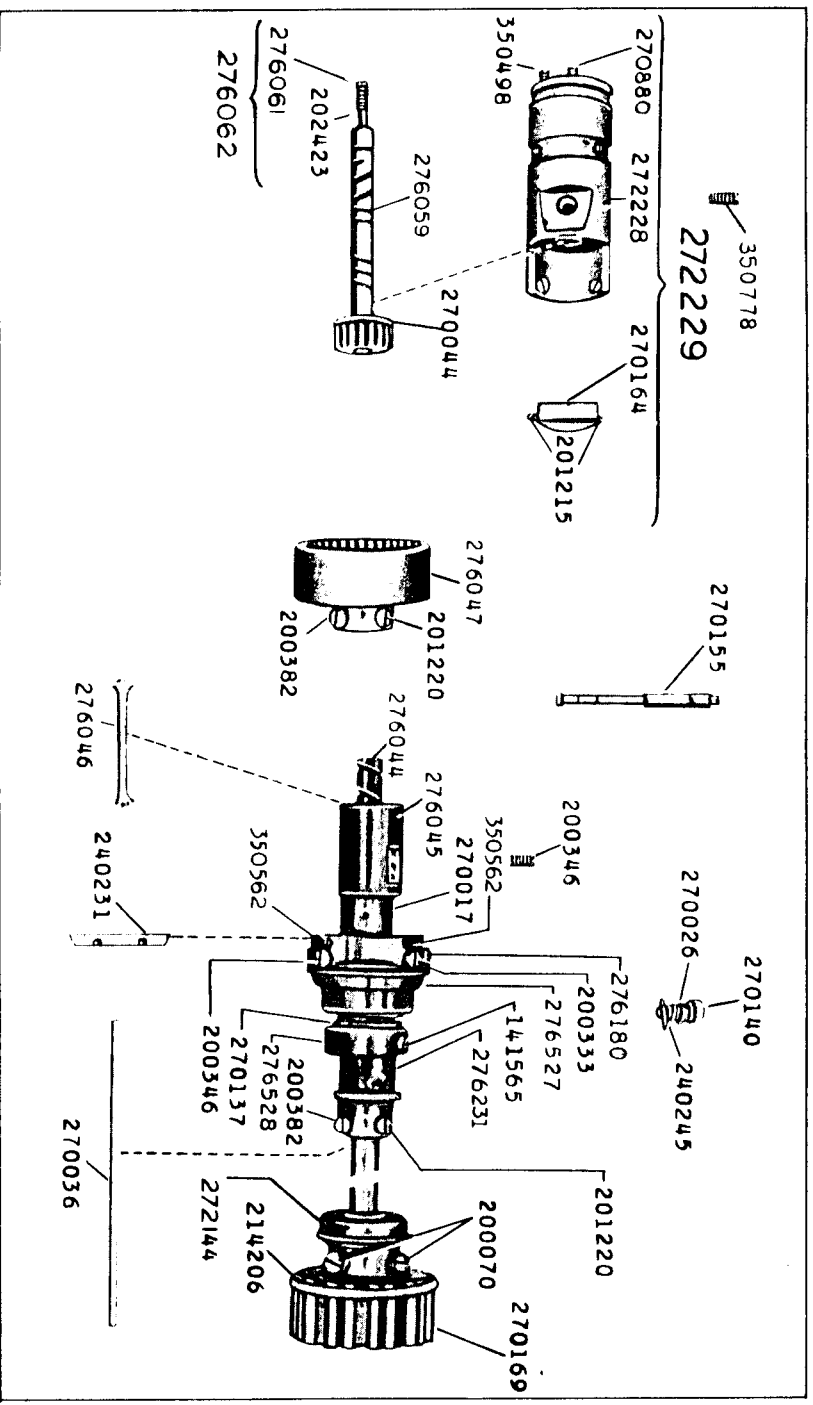
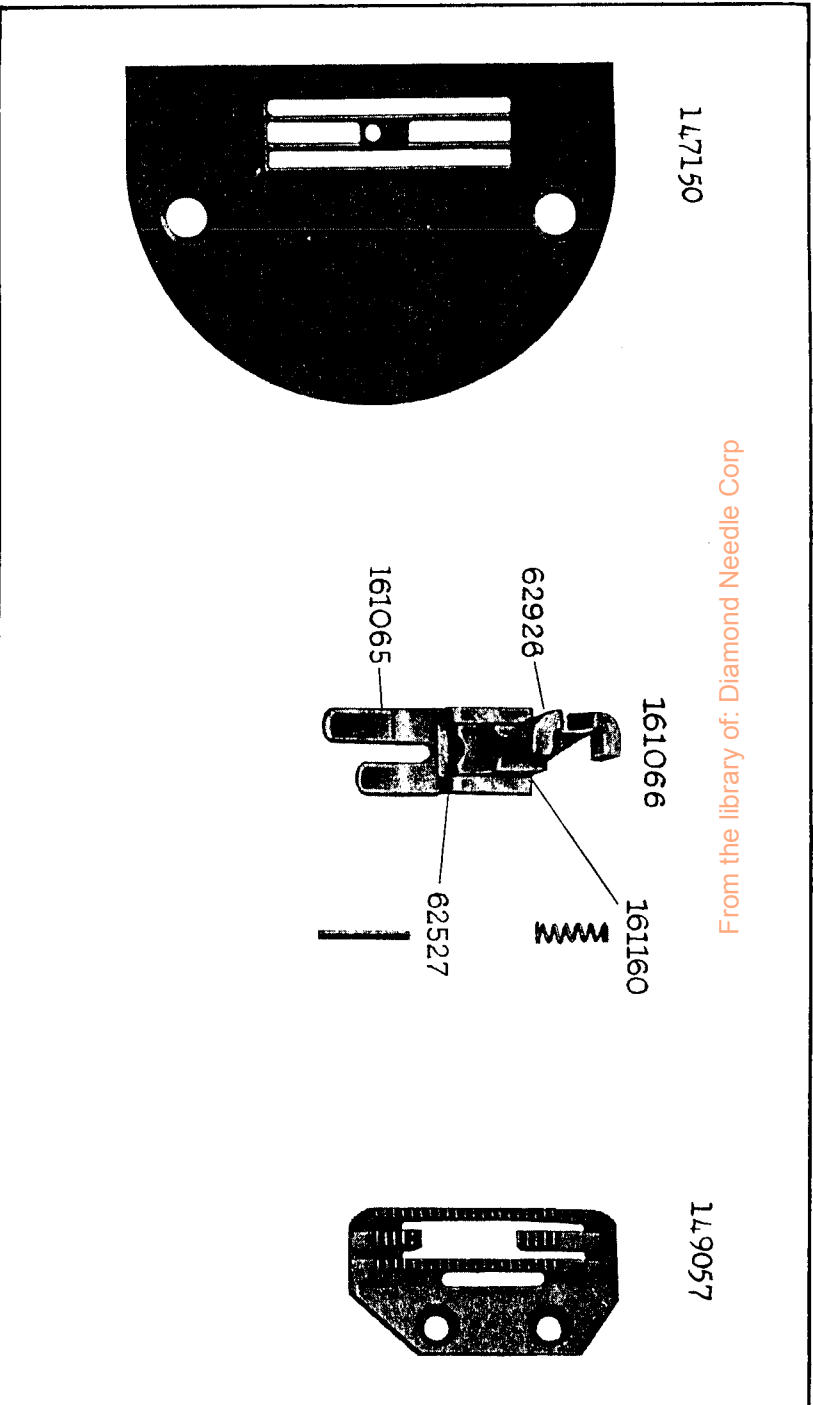
2994 - 3/8



ILLUSTRATIONS

2997

From the library of: **Diamond Needle Corp**

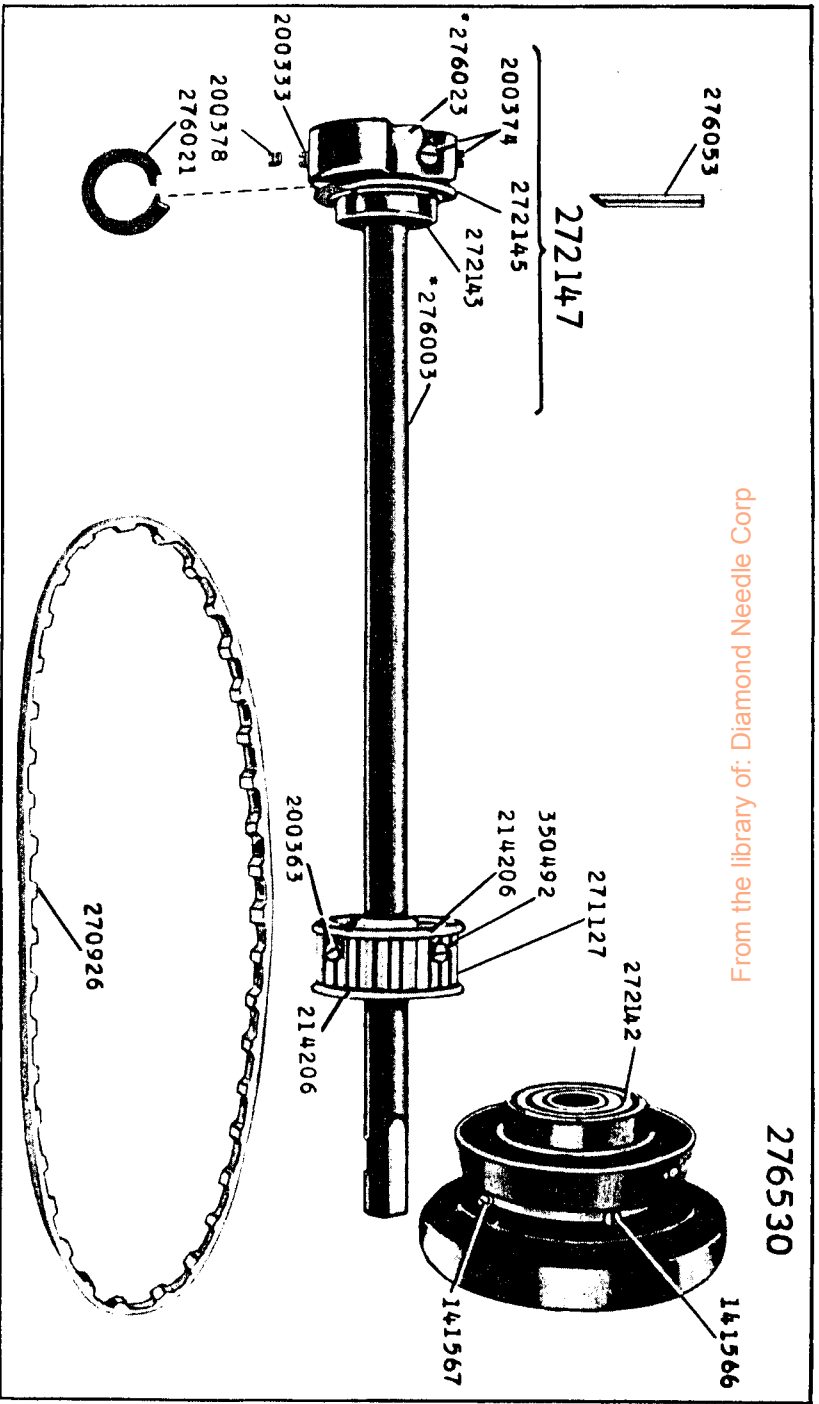


2998 - 3/8

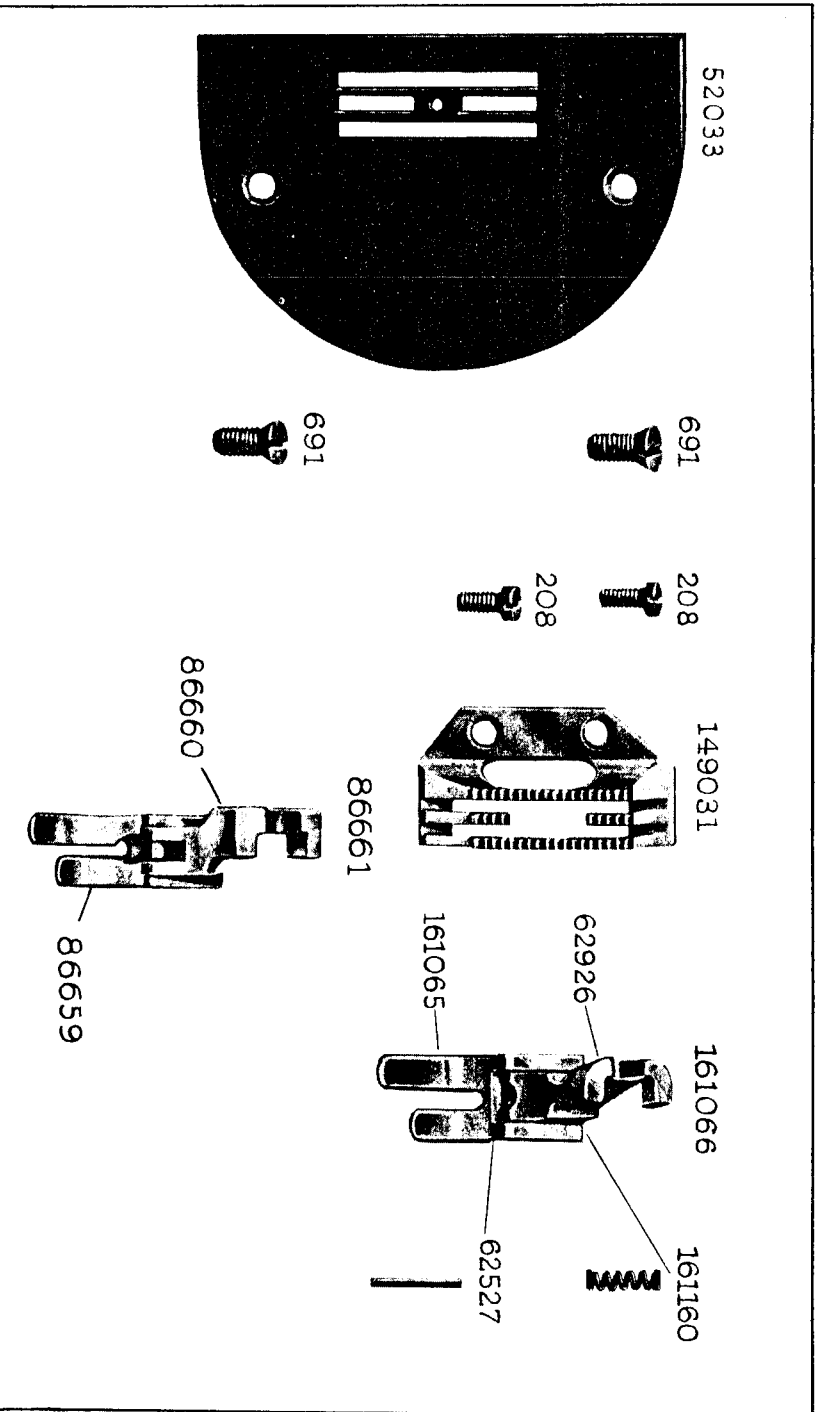
ILLUSTRATIONS

2999 - 3/8

From the library of: Diamond Needle Corp



3000



ILLUSTRATIONS

3001 - 3/4

276233

276234

From the Library of the
Diamould Corp

276232

272137

52237

52236

2975

52235

40394

591

1380

40393

40392

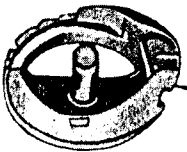
592

125320


2974



270872

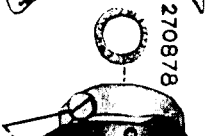


270876




272136

270878



1367

270874



1053

143301

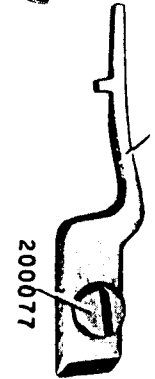
1253

1053

270879



272131



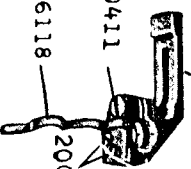
200077



272152

3002 - 1/2

272122



350411

276118

200145

270256



276028

200293

350442

276117



200132



276048

176



276025

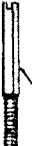
276241

276536

276114



350550



272206



270855



270263

276110



202277



270266

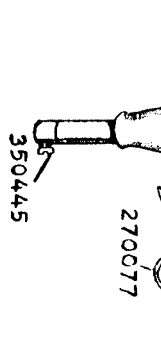
270262

276111



270856

276111




350445

270077



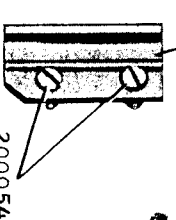
270058



200054

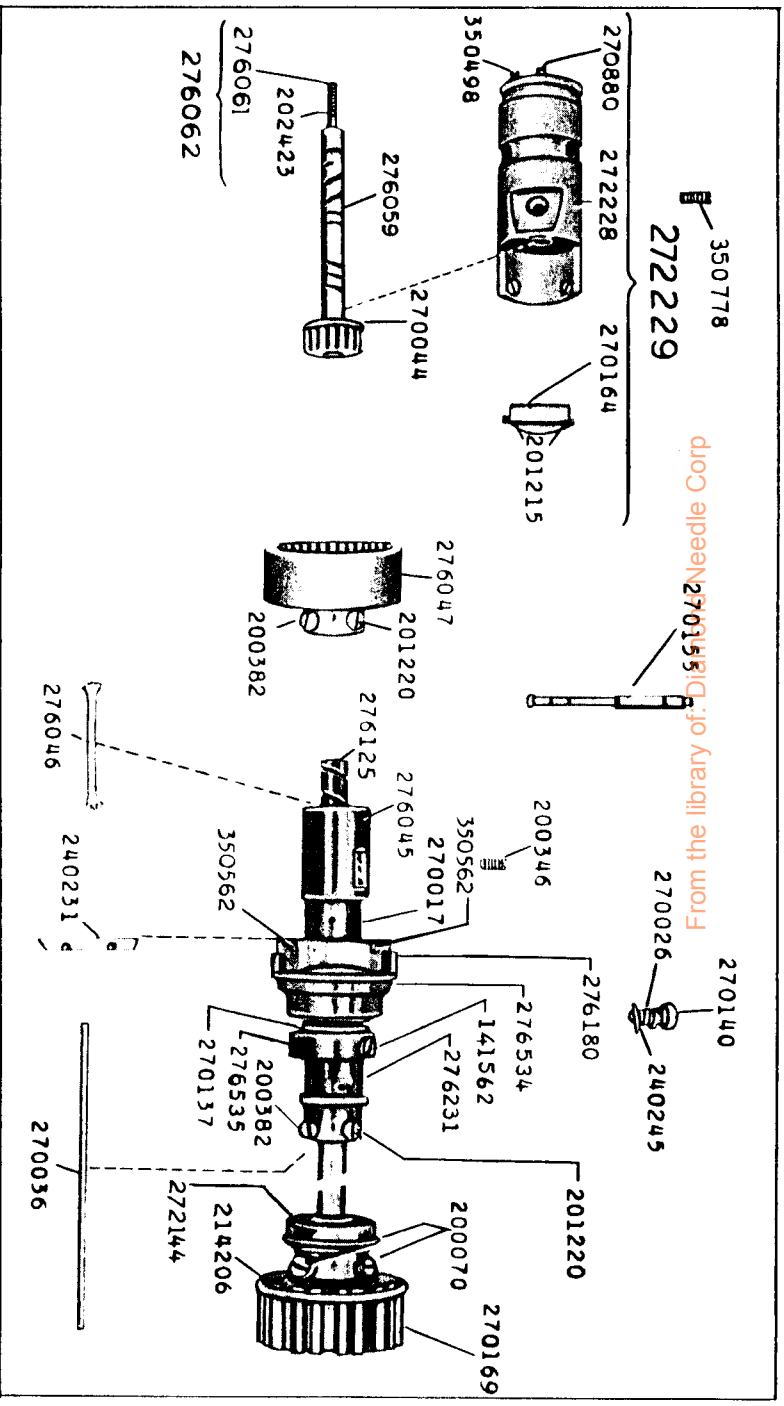


270264



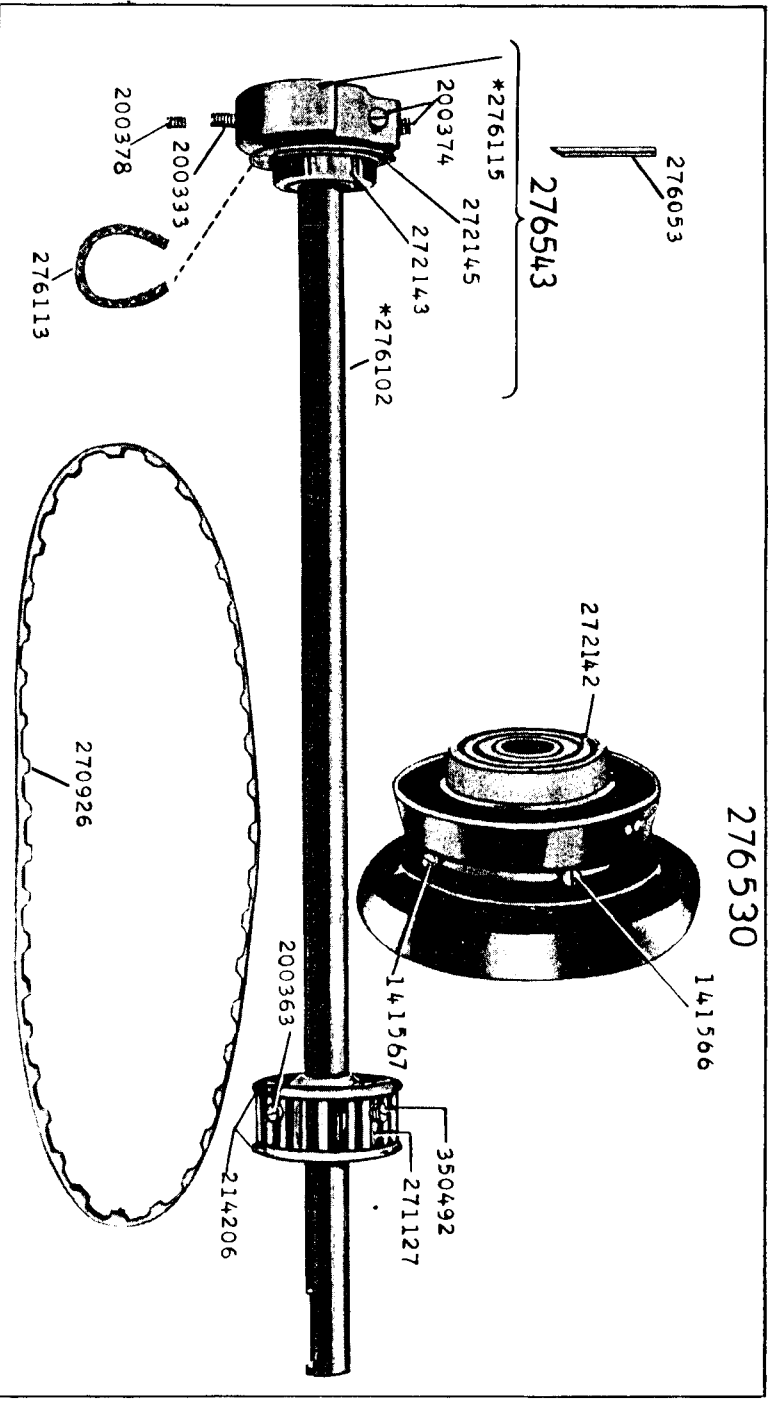
ILLUSTRATIONS

3005 - 3/8



From the library of Appleton-Long Corp

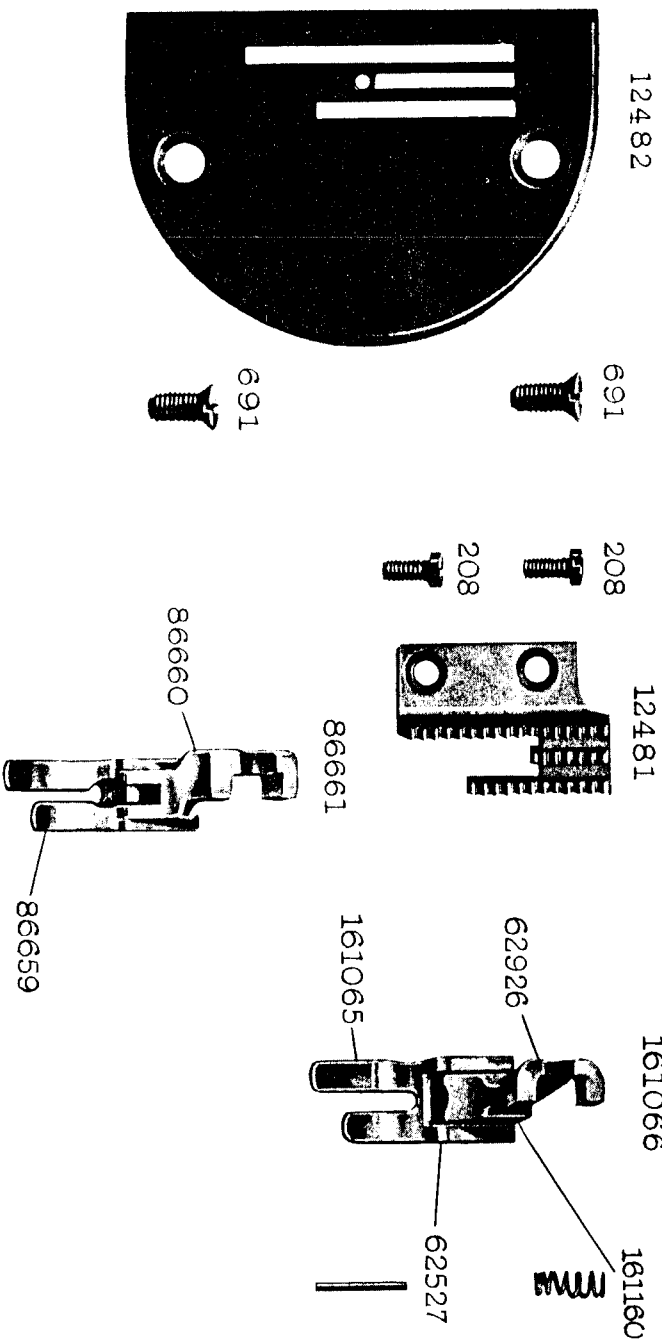
3006 - 3/8



ILLUSTRATIONS

3007

From the library of: Diamond Needle Corp



18311 - 1/4

